





Dynemech

VIBRATION TECHNOLOGY

MODERN PRECISION MACHINERY MOUNTING SYSTEMS



- ★ NO FOUNDATION IS REQUIRED FOR SMALL AND MEDIUM WEIGHT MACHINES
- ★ IDEAL FOR MACHINE TOOL INSTALLATION AS PER **TPM** AND **OHSAS** GUIDELINES
- ★ NO GROUTING REQUIRED
- ★ FAST AND EASY MACHINERY INSTALLATION SOLUTIONS THAT PROVIDE PRECISION LEVELING, ALIGNMENT AND VIBRATION REDUCTION

INSULATION PLATES  Page No. 2-3		Die Cushion Pads  Page No. 4	
WEDGE MOUNTS Series DF/DFP  Page No. 5	WEDGE MOUNTS Series DB/DBP  Page No. 6	WEDGE MOUNTS Series DT/DTP  Page No. 7	INSULATING DISCS  Page No. 7
WEDGE MOUNTS Series DFH/DFPH  Page No. 8	WEDGE MOUNTS Series DBH/DBPH  Page No. 8	WEDGE MOUNTS Series DTH/DTPH  Page No. 9	SANDWICH MOUNTS Series DMS  Page No. 9
WEDGE MOUNTS Series DTO  Page No. 10	WEDGE MOUNTS Series DTSP  Page No. 11	COMPAC MACHINERY MOUNTS Series DH  Page No. 11	WEDGE MOUNTS Series DBSP  Page No. 12
SHOCK MOUNTS Series DXO  Page No. 12	SCREW SUPPORT MOUNTS Series DLC  Page No. 13	SCREW SUPPORT MOUNTS Series DL  Page No. 13	SCREW SUPPORT MOUNTS Series DLM/DLMS  Page No. 14
SCREW SUPPORT MOUNTS Series DLT  Page No. 14	SCREW SUPPORT MOUNTS Series DLK  Page No. 15	SCREW SUPPORT MOUNTS Series DLK-4  Page No. 15	MACHINE BASE MOUNTS Series SL  Page No. 16
JACKUP MOUNTS Series DJM  Page No. 17	TEXTL FOOT MOUNTS Series DTXL  Page No. 17	RUBBER AIR SPRINGS Series DRAS  Page No. 18	RUBBER AIR SPRINGS Series DLPM  Page No. 18
MACHINERY RAISER DAMPING BLOCKS Series DRC  Page No. 19	MACHINERY RAISER DAMPING BLOCKS Series DR  Page No. 19	STUD MOUNTS Series DS  Page No. 20	MAC LEVEL MOUNTS Series DML  Page No. 21
FLEXIFOOT MOUNTS Series DGF  Page No. 21	MEMBRANE AIR SPRING Series DMAS SH/SL  Page No. 22	MEMBRANE AIR SPRING Series DMAS BH/BL  Page No. 22	PRECISION LEVELLING MOUNTS Series VHS  Page No. 23
ANTI VIBRATION TABLE Series DIT-E  Page No. 24	ANTI VIBRATION TABLE Series DIT-AS  Page No. 25	ANTI VIBRATION TABLE Series DIT-AL  Page No. 26	ANTI VIBRATION TABLE Series DIT-AM  Page No. 27
FOUNDATION ISOLATION  Page No. 28-29		SPRING ISOLATORS  Page No. 30-31	

Industrial growth forms the backbone of all economies around the globe. Increased speed, feed and cutting rates in precision machine tools and higher impact force and speeds in metal forming machines are necessary to meet the manufacturing challenge. And concurrently, **vibrations** that are present in every industrial applications involving machine, **threaten the efficiency of workers and production machinery.**

Thus, most of the manufacturing applications, have to contend with increased vibration environment and associated dynamic forces and responses. These dynamic forces and **vibrations**, if not **contained by proper alignment, levelling and vibration damping mounting systems** can create undesirable responses, discomfort, adulterate the working environment to reduce overall equipment efficiency, inadequate component quality, increased accidents, and greater downtime.

Furthermore, global competition (cost and time efficiency), quality challenge, need for continuous manufacturing improvement processes, maintaining overall equipment efficiency, capacity expansion and various other issues have necessitated the **need for anchor free flexible installation of machines.**









ADVANTAGES

Dynemech Vibration Damping and Machinery Installation Solutions provide :

- ★ Fast , Easy and Inexpensive Installation even on working machines with minimal down time.
- ★ Flexible Shop Floor Plan due to ease in machine relocation Permanent mobility of machines.
- ★ Enhanced Component Finish, Accuracy and Part Tolerance.
- ★ Extended Tool And Machinery Life ; Undesirable vibrations cause failures to machines and toolings due to fatigue, wear and tear of various machine parts like gears, bearings etc. and along with the excessive noise these can gradually impair normal production processes. Vibration control necessary to avoid forced deterioration of machinery, expensive downtime and maintenance.
- ★ Improved Health Protection of Workers reduce machine operator fatigue & provide more congenial working environment ; **OSHA** guidelines on Ergonomics Program and **European Directive 2002/44/EC** cover vibration exposure owing to their effects on the health and safety of workers, in particular muscular/ bone structure, neurological and vascular disorders, implying employer obligation w.r.t. vibration control.
- ★ Better Structural Safety.
- ★ Undesirable Vibration and Noise Reduction.
- ★ Installation of Sensitive Equipments and Heavy Machinery possible in the same workshop through Vibration Isolated Foundation.
- ★ Installation of Machines at Recommended Height of 100 150mm for Easy Cleaning and Repairing (recommended by IMTMA).
- ★ Optimal space utilization and substantial reduction in foundation costs for new installations with no or minimal floor damage.
- ★ High precision levelling and accurate alignment possible.
- ★ Mounts are made with high strength materials and high quality production processes; zero or minimal maintenance required; lifelong service.
- ★ Wide range of solutions for both anchored and free standing machines and of varied weight carrying capacities; suits almost all applications.
- ★ Composite nitrile rubber insulation plates resistant to moisture, almost all kinds of fuels, lubricating oils, acids etc. used in the shop floor.
- ★ Unique cell design and high coefficient of friction facilitates good adherence to the ground.









DYNEMECH INSULATION PLATES

Dynemech insulation plates are made from the compound of Nitrile Rubber, Cork, Synthetic Fibre which at varying compositions gives different natural frequencies for providing vibration damping solution to almost every machine tool.

	TYPE	LOAD Kg./Sq.cm.	THKS. mm.	APPLICATIONS
	Du	3 - 9	15	Tool Room Machines, Plastic Injection Moulding Machines, Pressure Die Casting Machines, Printing and Textile Machines (For Machines having high axial forces.) Coefficient of friction 0.9, Natural Frequency range 35 Hz 18 Hz.
	Dm	5 - 10	15	Lathe Machines, Milling Machines, Grinding Machines, Machining Centres, Turning Centres etc. Coefficient of friction 0.7, Natural Frequency range 50 Hz 30 Hz.
	Di	5 - 14	25	For machines with high vertical dynamic forces such as Power Presses, Punching Machines, Stamping Machines, Shearing Machines etc. Coefficient of friction 0.8, Natural Frequency range 25 Hz 7 Hz.
	Dp1	1 - 4	15	Tuned to low natural frequency, suitable for passive vibration control of Measuring & Testing Machines, Grinders etc. Coefficient of friction 0.8, Natural Frequency range 20 Hz 7 Hz.
	Dp2	1 - 5	20	Suitable for passive vibration control of measuring & testing machines maintains machines stability along with vibration reduction. Coefficient of friction 0.8, Natural Frequency range 30 Hz 12 Hz.
	Dp3	2 - 6	24	Tuned to low natural frequency, suitable for both active & passive vibration isolation of metrology and production machines. Coefficient of friction 0.8, Natural Frequency range 15 Hz 7 Hz.
	Ds1	2 - 5	20	Light Weight Presses, Tool Room Machines, Compressors etc. on Ground Floor as well as upper Floors. Coefficient of friction 0.8, Natural Frequency range 35 Hz 15 Hz.
	Ds2	2 - 8	25	High Vibration Insulation for both active and passive range, Medium Presses, Stamping Machines, also well suited for high speed rotating machines on upper floors. Coefficient of friction 0.8, Natural Frequency range 35 Hz 8 Hz.

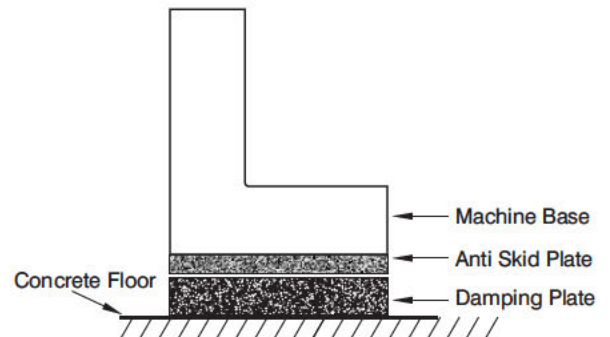

DYNEMECH INSULATION PLATES

Dynemech insulation plates are made from the compound of Nitrile Rubber, Cork, Synthetic Fibre which at varying compositions gives different natural frequencies for providing vibration damping solution to almost every machine tool.

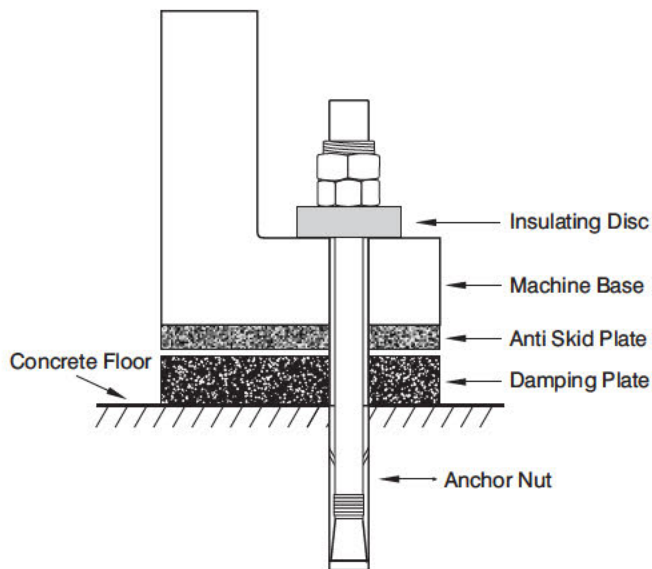
	TYPE	LOAD Kg./Sq.cm.	THKS. mm.	APPLICATIONS
	Dhs1	5 - 20	65	Forging Hammers, Heavy Gen Sets, Heavy Industrial Machines, Test Rigs, Heavy Presses etc. Coefficient of friction 0.8, Natural Frequency range 12Hz - 6Hz.
	Dhs2	2 - 8	65	Forging Hammers, Heavy Gen Sets, Heavy Industrial Machines, Test Rigs, Heavy Presses, Crushers etc. Coefficient of friction 0.8, Natural Frequency range 8Hz - 4Hz.
	Dhs3	4 - 28	50	Forging Hammers, Heavy Gen Sets, Heavy Industrial Machines, Test Rigs, Heavy Presses etc. Coefficient of friction 0.8, Natural Frequency range 15Hz - 7Hz.
	Dhs4	3 - 12	50	Forging Hammers, Heavy Gen Sets, Heavy Industrial Machines, Test Rigs, Heavy Presses, Crushers etc. Coefficient of friction 0.8, Natural Frequency range 8Hz - 5Hz.
	Dhs5	4 - 28	80	Forging Hammers, Heavy Gen Sets, Heavy Industrial Machines, Test Rigs, Heavy Presses etc. Coefficient of friction 0.8, Natural Frequency range 12Hz - 5Hz.
	Dh	10 - 35	15	Very Heavy and Long Bed Machines, Long Machining centres, Planners etc. Coefficient of friction 0.6, Natural Frequency range 70Hz - 45Hz.
	Da1	2 - 18	2	Anti Skid Plate
	Da2	2 - 10	8	Anti Skid Plate

DYNEMECH INSULATION PLATES

Insulation Plates can be placed directly under the machine if the floor is perfectly leveled as shown below :
Single/Multilayers of insulation plates & anti skid plate is placed under the machine feet.

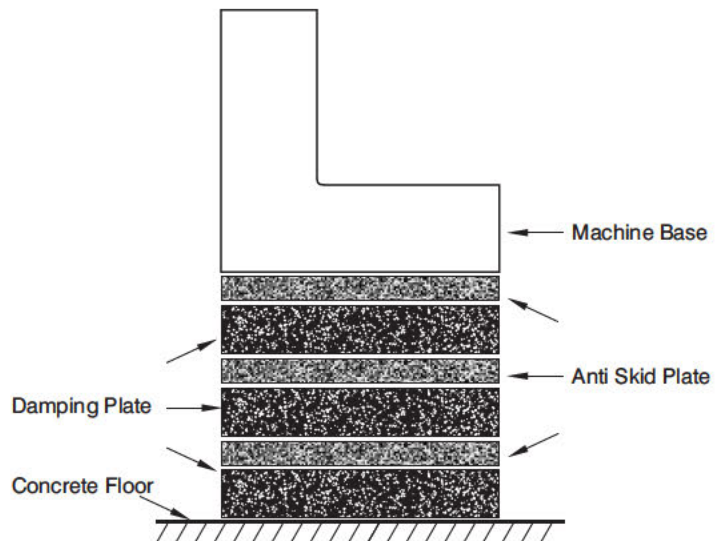


ANCHORING INSTALLATION




In some cases it is required to anchor the machine foot with concrete floor. Single layer or stacks of insulation plates and anti skid plates can be placed under the machine foot for vibration damping. Insulating disc is placed under the bolt head to prevent vibration being transmitted through the bolt to the floor.

STACKED INSULATION PLATES



Insulation plates can be stacked under the machine foot to obtain lower natural frequency and higher vibration damping. The addition of each layer reduces the natural frequency by $1/\sqrt{2}$.

DYNEMECH DIE CUSHION PADS

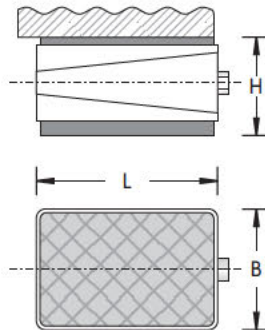


DYNEMECH offers die cushion pads for handling Plastic Injection Moulding, Pressure Die Casting and Power Press Dies. This high strength pad is available as per customer requirement, the maximum size being 500 x 500 x 25mm. usage of these pads prevent damage to the die or the floor. These sheets can be anchored to the ground also with the help of heavy duty anchor nuts.

WEDGE MOUNTS, Series DF and Series DFP



Series DF



Series DFP

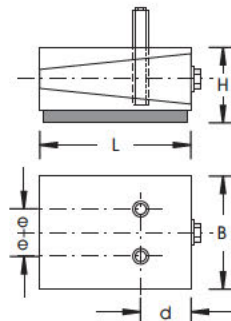
Dynemech Wedge Mounts, Series DF are designed for industrial machine tools that require precision levelling. This three piece wedge mount has an adjustable bolt which moves the centre wedge between top & bottom wedges. Anti skid plate is provided on the top wedge therefore, machines are installed as free standing. Large supporting surface ensures solidity and rigidity. Vibration reduction is possible through assembling respective Dynemech insulation plates. **Series DFP** have a height of 100/150 mm at mean position to help proper cleaning and repairing under the machine. All other specifications are similar to Series DF, as given below.

Model	Load Kg/pc	Length (L) mm	Width (B) mm	Height (H) at mean position (mm)	Adjustment range (mm)	APPLICATIONS
DF1-u	400	105	55	60	8	Top anti skid plate Da2 & bottom insulation plate Du. Applications : Tool Room Machines, Plastic Injection Moulding Machines, Pressure Die Casting Machines, Shaper, Printing and Textile Machines etc.
DF2-u	900	150	75	63	10	
DF3-u	1500	200	100	70	10	
DF4-u	3200	200	200	73	12	
DF5-u	4000	200	250	93	18	
DF6-u	6400	250	320	98	18	
DF7-u	9600	300	400	98	20	
DF8-u	16000	400	500	103	20	
DF1-m	500	105	55	54	8	Top anti skid plate Da1 & bottom insulation plate Dm. Applications : Lathe Machines, Machining Centres, Milling Machines, Precision Grinding Machines, Drilling Machines, Turning Centres, Transfer Lines etc.
DF2-m	1200	150	75	57	10	
DF3-m	2000	200	100	64	10	
DF4-m	4000	200	200	67	12	
DF5-m	5000	200	250	87	18	
DF6-m	8000	250	320	92	18	
DF7-m	12000	300	400	92	20	
DF8-m	20000	400	500	97	20	
DF1-s2	350	105	55	64	8	Top anti skid plate Da1 & bottom insulation plate Ds2. Applications : Medium Presses, Punching Presses, Centreless Grinding Machines, Gear Shapers, High Speed Machines on upper floors.
DF2-s2	800	150	75	67	10	
DF3-s2	1400	200	100	74	10	
DF4-s2	2800	200	200	77	12	
DF5-s2	3500	200	250	97	18	
DF6-s2	5500	250	320	102	18	
DF7-s2	8500	300	400	102	20	
DF8-s2	14000	400	500	107	20	
DF1-i	600	105	55	70	8	Top anti skid plate Da2 & bottom insulation plate Di. Applications : Power Presses, Stamping Machines, Shearing Machines, Punching Machines. For machines with high vertical impact.
DF2-i	1500	150	75	73	10	
DF3-i	2500	200	100	80	10	
DF4-i	5200	200	200	83	12	
DF5-i	6500	200	250	103	18	
DF6-i	10000	250	320	108	18	
DF7-i	15000	300	400	108	20	
DF8-i	26000	400	500	113	20	
DF1-p2	180	105	55	59	8	Top anti skid plate Da1 & bottom insulation plate Dp2. Applications : Measuring & Testing Machines, Surface Plates, Hardness Testers, Microscopes, EDM Machines, Profile Projectors etc.
DF2-p2	400	150	75	62	10	
DF3-p2	725	200	100	69	10	
DF4-p2	1450	200	200	72	12	
DF5-p2	1800	200	250	92	18	
DF6-p2	2900	250	320	97	18	
DF7-p2	4400	300	400	97	20	
DF8-p2	7500	400	500	102	20	

WEDGE MOUNTS, Series DB (BOLT ON) and Series DBP



Series DB



Series DBP

Dynemech Wedge Mounts Series DB is designed for machines which require precision levelling along with vibration reduction and are desired to be firmly mounted with the isolator or machines with high axial thrust and do not require any anchoring in the floor.

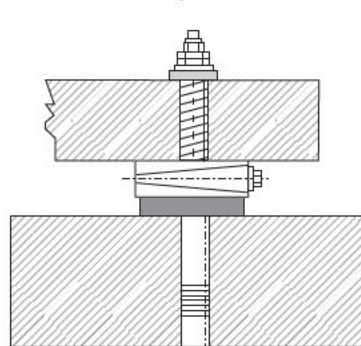
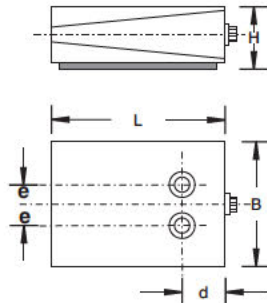
Series DBP have a height of 100mm /150 mm (as per **TPM** requirement) at mean position to help proper cleaning and repairing under the machine as per TPM guidelines for machine installation by IMTMA. All other specifications are similar to Series DB, as given below.

Model	Load Kg/pc	Length (L) mm	Width (B) mm	Height (H) at mean position (mm)	d (mm)	e (mm)	Bolt size (mm)	Adjustment range (mm)	APPLICATIONS
DB0-u	900	100	100	53	42	23	M12	6	Applications : Tool Room Machines, Plastic Injection Moulding Machines, Pressure Die Casting Machines, Shaper, Printing and Textile Machines etc.
DB1-u	1100	115	115	59	50	24	M16	8	
DB2-u	1800	150	150	65	60	23	M18	10	
DB3-u	3200	200	200	65	75	27	M20	12	
DB4-u	4000	200	250	85	95	27	M20	18	
DB5-u	6400	250	320	90	125	55	M24	18	
DB6-u	9600	300	400	90	148	50	M24	20	
DB7-u	16000	400	500	95	160	70	M24	20	
DB0-m	1000	100	100	53	42	23	M12	6	Applications : Lathe Machines, Machining Centres, Milling Machines, Precision Grinding Machines, Drilling Machines, Turning Centres, Transfer Lines etc.
DB1-m	1400	115	115	59	50	24	M16	8	
DB2-m	2200	150	150	65	60	23	M18	10	
DB3-m	4000	200	200	65	75	27	M20	12	
DB4-m	5000	200	250	85	95	27	M20	18	
DB5-m	8000	250	320	90	125	55	M24	18	
DB6-m	12000	300	400	90	148	50	M24	20	
DB7-m	20000	400	500	95	160	70	M24	20	
DB0-i	1400	100	100	63	42	23	M12	6	Applications : Power Presses, Stamping Machines, Shearing Machines, Punching Machines. For machines with high vertical impact.
DB1-i	1800	115	115	69	50	24	M16	8	
DB2-i	2900	150	150	75	60	23	M18	10	
DB3-i	5200	200	200	75	75	27	M20	12	
DB4-i	6500	200	250	95	95	27	M20	18	
DB5-i	10000	250	320	100	125	55	M24	18	
DB6-i	15000	300	400	100	148	50	M24	20	
DB7-i	26000	400	500	105	160	70	M24	20	
DB0-s2	800	100	100	63	42	23	M12	6	Applications : Medium Presses, Punching Presses, Centreless Grinding Machines, Gear Shapers, High Speed Machines on upper floors.
DB1-s2	950	115	115	69	50	24	M16	8	
DB2-s2	1600	150	150	75	60	23	M18	10	
DB3-s2	2800	200	200	75	75	27	M20	12	
DB4-s2	3500	200	250	95	95	27	M20	18	
DB5-s2	5500	250	320	100	125	55	M24	18	
DB6-s2	8500	300	400	100	148	50	M24	20	
DB7-s2	14000	400	500	105	160	70	M24	20	
DB0-s1	500	100	100	58	42	23	M12	6	Applications : Tool Room Machines on suspended Floors, Light Weight Presses, Compressors etc.
DB1-s1	600	115	115	64	50	24	M16	8	
DB2-s1	1000	150	150	70	60	23	M18	10	
DB3-s1	1800	200	200	70	75	27	M20	12	
DB4-s1	2200	200	250	90	95	27	M20	18	
DB5-s1	3500	250	320	95	125	55	M24	18	
DB6-s1	5200	300	400	95	148	50	M24	20	
DB7-s1	9500	400	500	100	160	70	M24	20	

WEDGE MOUNTS, Series DT (BOLT Thru) and Series DTP



Series DT



Series DTP



Dynemech Wedge Mounts, Series DT is designed for machines which are top heavy or have eccentric motion or machines which must be anchored to the ground. Boring Machine, Drilling and Milling machines, Machining centres, Special purpose machines, Long lathes, Long planers, Power Presses etc.

Series DTP have a height of 100/150 mm at mean position to help proper cleaning and repairing under the machine. All other specifications are similar to Series DT, as given below.

Model	Load Kg/pc	Length (L) mm	Width (B) mm	Height (H) at mean position (mm)	d (mm)	e (mm)	bore* Ø(mm)	Adjustment range (mm)
DT0-u	900	100	100	53	42	23	18	6
DT1-u	1100	115	115	59	50	24	22	8
DT2-u	1800	150	150	65	60	23	22	10
DT3-u	3200	200	200	65	75	27	28	12
DT4-u	4000	200	250	85	95	27	28	18
DT5-u	6400	250	320	90	125	55	28	18
DT6-u	9600	300	400	90	148	50	30	20
DT7-u	16000	400	500	95	160	70	32	20
DT0-m	1000	100	100	53	42	23	18	6
DT1-m	1400	115	115	59	50	24	22	8
DT2-m	2200	150	150	65	60	23	22	10
DT3-m	4000	200	200	65	75	27	28	12
DT4-m	5000	200	250	85	95	27	28	18
DT5-m	8000	250	320	90	125	55	28	18
DT6-m	12000	300	400	90	148	50	30	20
DT7-m	20000	400	500	95	160	70	32	20
DT0-i	1400	100	100	63	42	23	18	6
DT1-i	1800	115	115	69	50	24	22	8
DT2-i	2900	150	150	75	60	23	22	10
DT3-i	5200	200	200	75	75	27	28	12
DT4-i	6500	200	250	95	95	27	28	18
DT5-i	10000	250	320	100	125	55	28	18
DT6-i	15000	300	400	100	148	50	30	20
DT7-i	26000	400	500	105	160	70	32	20
DT0-s2	800	100	100	63	42	23	18	6
DT1-s2	950	115	115	69	50	24	22	8
DT2-s2	1600	150	150	75	60	23	22	10
DT3-s2	2800	200	200	75	75	27	28	12
DT4-s2	3500	200	250	95	95	27	28	18
DT5-s2	5500	250	320	100	125	55	28	18
DT6-s2	8500	300	400	100	148	50	30	20
DT7-s2	14000	400	500	105	160	70	32	20

*Bolt is optional in DT Series Wedge Mounts.

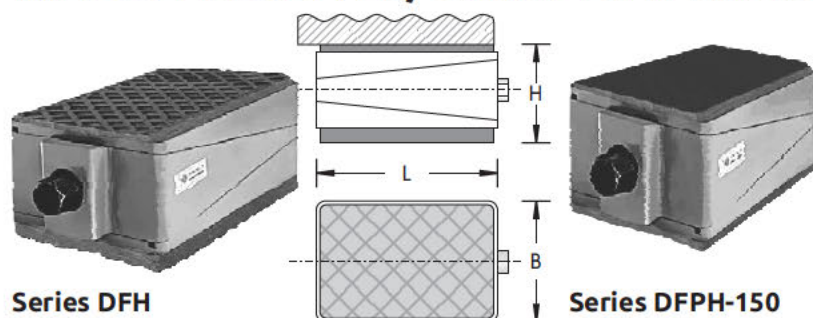
DYNEMECH INSULATING DISCS

FOR ANCHORING APPLICATIONS



BOLT SIZE	OD Ø	ID Ø	THICKNESS (mm)
M16	40	17	25
M20	52	21	25
M30	75	31	25

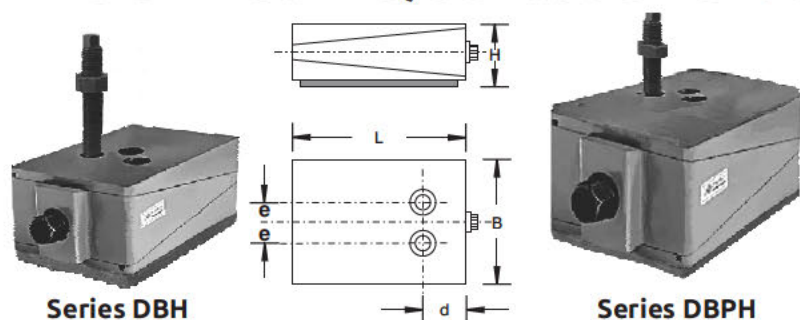
WEDGE MOUNTS, Series DFH and Series DFPH



Dynemech's DFH/DFPH Series mounts are sturdy in construction and installed as free standing. They are designed for very heavy and long bedded machines. High levelling adjustment avoids the need of extra shims for installations on steep slope surfaces. DFPH has a height of 150mm to meet TPM requirements. Respective insulation plates are assembled to meet various applications.

Model	Load Kg/pc	Length (L) mm	Width (B) mm	Height (H) at mean position (mm)	Adjust range (mm)
DFH1 u	2250	200	125	96	16
DFH2 u	2700	200	150	128	20
DFH3 u	4284	280	170	158	25
DFH1 m	2500	200	125	90	16
DFH2 m	3000	200	150	122	20
DFH3 m	4760	280	170	152	25
DFH1 i	3500	200	125	106	16
DFH2 i	4200	200	150	138	20
DFH3 i	6664	280	170	168	25
DFH1 h	7500	200	125	90	16
DFH2 h	9000	200	150	122	20
DFH3 h	14000	280	170	152	25

WEDGE MOUNTS, Series DBH and Series DBPH



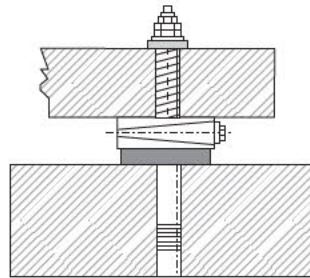
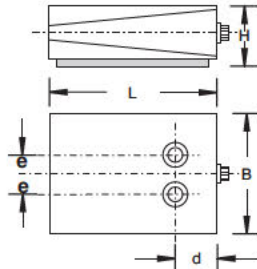
Dynemech's DBH/DBPH Series mounts are sturdy in construction. Wedge Mounts are bolted with the machine base. High levelling adjustment avoids the need of extra shims for installations on steep slope surfaces. DBPH has a height of 150mm to meet TPM requirements. Respective insulation plates are assembled to meet various applications.

Model	Load Kg/pc	Length (L) mm	Width (B) mm	Height (H) at mean position (mm)	d mm	e mm	Bolt Size mm	Adjust range (mm)
DBH1 u	2250	200	125	88	75	25	M20	16
DBH2 u	2700	200	150	120	75	25	M20	20
DBH3 u	4200	280	170	150	145	30	M20	25
DBH1 m	2500	200	125	88	75	25	M20	16
DBH2 m	3000	200	150	120	75	25	M20	20
DBH3 m	4600	280	170	150	145	30	M20	25
DBH1 i	3500	200	125	98	75	25	M20	16
DBH2 i	4200	200	150	130	75	25	M20	20
DBH3 i	6400	280	170	160	145	30	M20	25
DBH1 h	7500	200	125	88	75	25	M20	16
DBH2 h	9000	200	150	120	75	25	M20	20
DBH3 h	14000	280	170	150	145	30	M20	25

WEDGE MOUNTS, Series DTH and Series DTPH



Series DTH



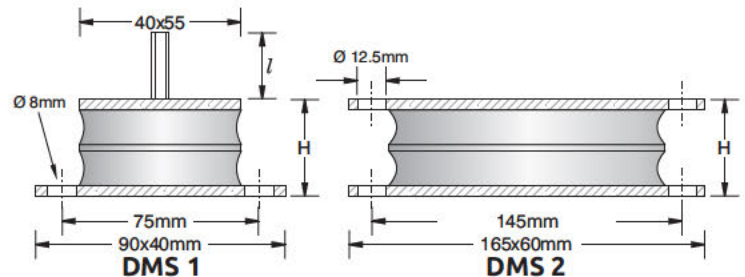
Series DTPH



Dynemech's DTH/DTPH Series mounts are sturdy in construction. Designed for machines with high axial dynamic forces and must be anchored to the ground. High levelling adjustment avoids the need of extra shims for installations on steep slope surfaces. DTPH has a height of 150mm to meet TPM requirements. Respective insulation plates are assembled to meet various applications.

Model	Load Kg/pc	Length (L) mm	Width (B) mm	Height (H) at mean position (mm)	d (mm)	e (mm)	bore Ø(mm)	Adjst. range (mm)
DTH1 u	2250	200	125	88	75	25	25	16
DTH2 u	2700	200	150	120	75	25	25	20
DTH3 u	4200	280	170	150	145	30	28	25
DTH1 m	2500	200	125	88	75	25	25	16
DTH2 m	3000	200	150	120	75	25	25	20
DTH3 m	4600	280	170	150	145	30	28	25
DTH1 i	3500	200	125	98	75	25	25	16
DTH2 i	4200	200	150	130	75	25	25	20
DTH3 i	6400	280	170	160	145	30	28	25
DTH1 h	7500	200	125	88	75	25	25	16
DTH2 h	9000	200	150	120	75	25	25	20
DTH3 h	14000	280	170	150	145	30	28	25

SANDWICH MOUNTS, Series DMS



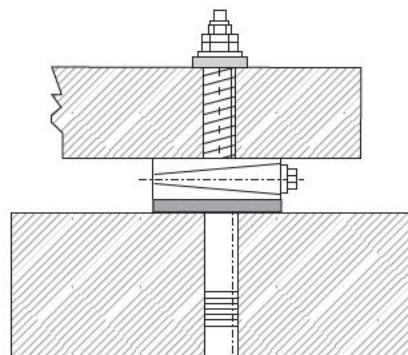
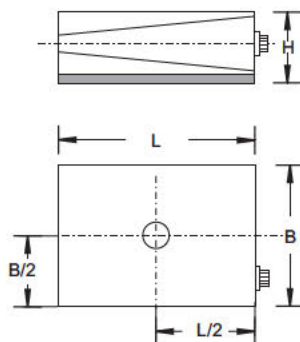
The Sandwich mounts comprise one or more layers of elastomer bonded to flat steel plates. They are designed to withstand very high compressive loads. These mounts have large supporting surface area and are slim. These mounts can also be stacked to achieve lower natural frequencies.

Model	MAX Load Kg.	LXB mm	H mm	l mm	Natural Frequency (Hz)	Bolt
DMS1 A	40	90x40	34	25	6.0	M8
DMS1 B	50	90x40	34	25	6.0	M8
DMS1 C	75	90x40	34	25	6.5	M8
DMS1 D	120	90x40	34	25	6.5	M8
DMS1 E	150	90x40	34	25	7.0	M8
DMS2 A	125	165x60	46		6.5	
DMS2 B	250	165x60	46		6.5	
DMS2 C	425	165x60	46		7.0	
DMS2 D	550	165x60	46		7.0	
DMS2 E	800	165x60	46		7.0	

WEDGE MOUNTS, Series DTO (Centred Hole-Bolt Through)



Series DTO



Dynemech Wedge Mounts, Series DTO is designed for machines which are top heavy or have eccentric motion or machines which must be anchored to the ground. Boring Machine, Drilling and Milling machines, Machining centres, Special purpose machines, Long lathes, Long planers, Power Presses etc.

Model	Load Kg/pc	Length (L) mm	Width (B) mm	Height (H) at mean position (mm)	bore* Ø(mm)	Adjst. range (mm)
DTO1 u	1100	115	115	59	26	8
DTO2 u	1800	150	150	65	26	10
DTO3 u	3200	200	200	65	32	12
DTO4 u	4000	200	250	85	32	18
DTO5 u	6400	250	320	90	42	18
DTO6 u	9600	300	400	90	42	20
DTO7 u	16000	400	500	95	42	20
DTO1 m	1400	115	115	59	26	8
DTO2 m	2200	150	150	65	26	10
DTO3 m	4000	200	200	65	32	12
DTO4 m	5000	200	250	85	32	18
DTO5 m	8000	250	320	90	42	18
DTO6 m	12000	300	400	90	42	20
DTO7 m	20000	400	500	95	42	20
DTO1 i	1800	115	115	69	26	8
DTO2 i	2900	150	150	75	26	10
DTO3 i	5200	200	200	75	32	12
DTO4 i	6500	200	250	95	32	18
DTO5 i	10000	250	320	100	42	18
DTO6 i	15000	300	400	100	42	20
DTO7 i	26000	400	500	105	42	20
DTO1 s2	950	115	115	69	26	8
DTO2 s2	1600	150	150	75	26	10
DTO3 s2	2800	200	200	75	32	12
DTO4 s2	3500	200	250	95	32	18
DTO5 s2	5500	250	320	100	42	18
DTO6 s2	8500	300	400	100	42	20
DTO7 s2	14000	400	500	105	42	20

Note : Bore size may be increased to some extent if required by shifting position of hole from centre.

*Bolt is optional in DTO Series Wedge Mounts.

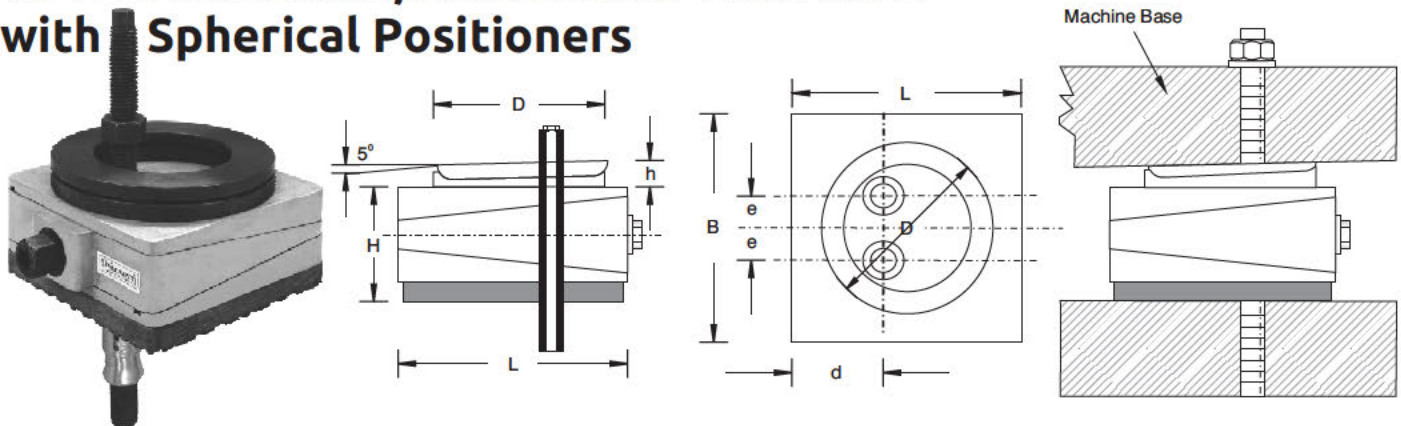
DYNEMECH INSULATING DISCS

FOR ANCHORING APPLICATIONS



BOLT SIZE	OD Ø	ID Ø	THICKNESS (mm)
M16	40	17	25
M20	52	21	25
M30	75	31	25

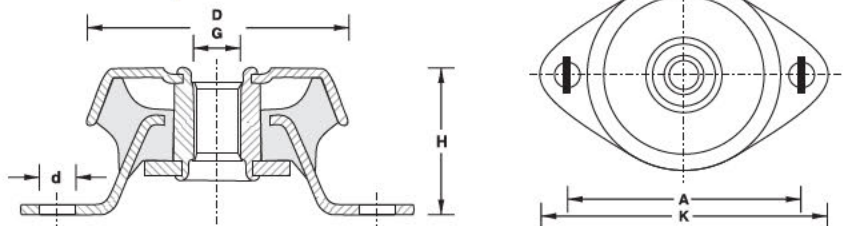
WEDGE MOUNTS, Series DTSP Bolt Thru with Spherical Positioners



SPHERICAL POSITIONERS are designed to transmit the load of the machine to the ground through wedge mounts at 90 degree despite the angle difference between machine base and foundation. The pressure on the insulation plates remain even. Thus, better alignment is possible. Variations are available for free standing and bolt on machine bases either with or without insulation damping. Dynemech is open to the idea of developing **customer specific requirements**.

Model	Load Kg/pc	Length (L) mm	Width (B) (mm)	Height (H) at mean position (mm)	d (mm)	e (mm)	bore Ø (mm)	h (mm)	D (mm)	Adjst. range with Anchnut both (mm)
DTSP1-i	1800	115	115	69	50	24	22	19	110	8
DTSP2-i	2900	150	150	75	60	23	22	20	150	10
DTSP3-i	5200	200	200	75	75	27	28	22	200	12
DTSP4-i	6500	200	250	95	95	27	28	22	200	18
DTSP5-i	10000	250	320	100	125	55	28	28	250	18
DTSP6-i	15000	300	400	100	148	50	30	32	300	20
DTSP1-s2	950	115	115	69	50	24	22	19	110	8
DTSP2-s2	1600	150	150	75	60	23	22	20	150	10
DTSP3-s2	2800	200	200	75	75	27	28	22	200	12
DTSP4-s2	3500	200	250	95	95	27	28	22	200	18
DTSP5-s2	5500	250	320	100	125	55	28	28	250	18
DTSP6-s2	8500	300	400	100	148	50	30	32	300	20

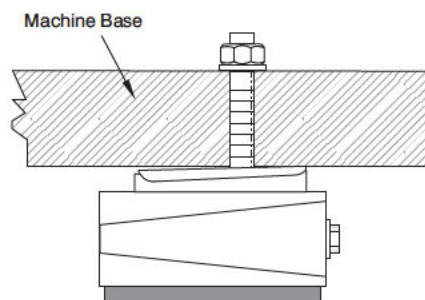
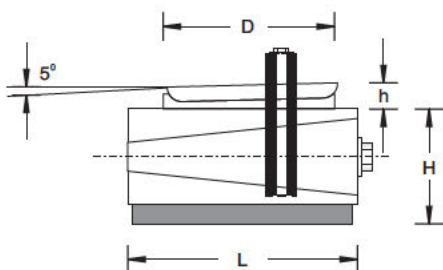
COMPAC MACHINERY MOUNTS, Series DH



Dynemech Compac Machinery Mounts uses rubber in compression and shear. They provide tight tolerances on stiffness rate for accurate vibration calculations. Load range is from 40 to 130 Kgs per piece. The strong base metal withstands high shock loads without deformation. Fitted as standard with a shock proof device (up to 4.5g) with resilient stop, it is ideal for mobile or marine use. Domed shape cover to protect against oil contamination. Light weight and compact. ideal for **Diesel engines, Compressors Cooling Towers, Pumps, Industrial generators, Marine generators, ID, FD Fans** etc.

Model	D	A	H	K	d	G	Weight (Kg.)	Load Capacity (Kg.)
DH 1	64	76	35	93	9.5	M12/M10	0.22	130
DH 2	64	76	35	93	9.5	M12/M10	0.22	105
DH 3	64	76	35	93	9.5	M12/M10	0.22	70

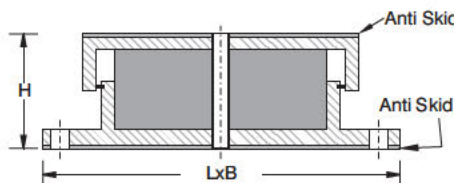

WEDGE MOUNTS, Series DBSP with spherical positioners



SPHERICAL POSITIONERS are designed to transmit the load of the machine to the ground through wedge mounts at 90 degree despite the angle difference between machine base and foundation. The pressure on the insulation plates remain even. Thus, better alignment is possible. Variations are available for free standing and bolt on machine bases either with or without insulation damping. Dynemech is open to the idea of developing **customer specific requirements**.

Model	Load Kg/pc	Length (L) mm	Width (B) (mm)	Height (H) at mean position (mm)	d (mm)	e (mm)	Bolt mm	h mm	D mm	Adjst. range (mm)
DBSP1-i	1800	115	115	69	50	24	M16	19	110	8
DBSP2-i	2900	150	150	75	60	23	M18	20	150	10
DBSP3-i	5200	200	200	75	75	27	M20	22	200	12
DBSP4-i	6500	200	250	95	95	27	M20	22	200	18
DBSP5-i	10000	250	320	100	125	55	M24	28	250	18
DBSP6-i	15000	300	400	100	148	50	M24	32	300	20
DBSP1-s2	950	115	115	69	50	24	M16	19	110	8
DBSP2-s2	1600	150	150	75	60	23	M18	20	150	10
DBSP3-s2	2800	200	200	75	75	27	M20	22	200	12
DBSP4-s2	3500	200	250	95	95	27	M20	22	200	18
DBSP5-s2	5500	250	320	100	125	55	M24	28	250	18
DBSP6-s2	8500	300	400	100	148	50	M24	32	300	20

SHOCK MOUNTS, Series DXO

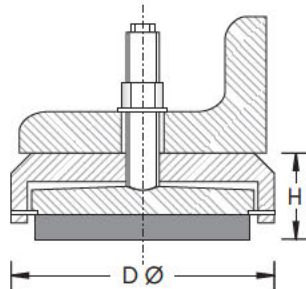


DXO series anti vibration mounts are suitable for very heavy machines where stability is required along with high level of vibration reduction.

Applications : Heavy Power Presses, Forging Hammers, Gen Sets and all types of Very Heavy Industrial Machines.

Model	L (mm)	B (mm)	H (mm)	Max Load Capacity (Kg/pc)	Natural Frequency at Max. Load (Hz)
DXO 1	550	550	190	50,000	7
DXO 2	800	550	190	70,000	7
DXO 3	1100	550	190	90,000	7

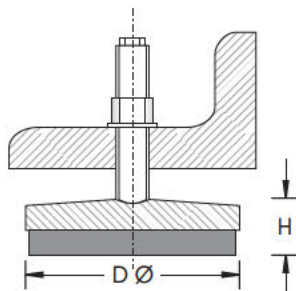
SCREW SUPPORT MOUNTS, Series DLC



Dynemech DLC Series Mounts are simple and effective vibration dampers for machines with respective holes in the base. These mounts offer both low frequency attenuation and stable machine levelling.

Model	Load Kg/pc	Model	Load Kg/pc	Model	Load Kg/pc	Model	Load Kg/pc	Model	Load Kg/pc	Bolt Size	Dia (D) mm	H u/m/p1	H s2/i	Adj. mm
DLC1-u	150	DLC1-m	190	DLC1-p1	75	DLC1-s2	125	DLC1-i	250	M 12x100	65	30	40	6
DLC2-u	350	DLC2-m	450	DLC2-p1	175	DLC2-s2	300	DLC2-i	575	M 12x100	98	37	47	8
DLC3-u	600	DLC3-m	800	DLC3-p1	300	DLC3-s2	550	DLC3-i	1000	M 16x100	125	44	54	8
DLC4-u	900	DLC4-m	1150	DLC4-p1	500	DLC4-s2	850	DLC4-i	1600	M 16x100	150	46	56	10
DLC5-u	1400	DLC5-m	1750	DLC5-p1	700	DLC5-s2	1250	DLC5-i	2300	M 18x150	180	48	58	10
DLC6-u	1900	DLC6-m	2400	DLC6-p1	950	DLC6-s2	1700	DLC6-i	3100	M 20x150	204	52	62	12
DLC7-u	2500	DLC7-m	3200	DLC7-p1	1250	DLC7-s2	2200	DLC7-i	4000	M 20x150	235	57	67	12
DLC8-u	3500	DLC8-m	4000	DLC8-p1	1500	DLC8-s2	2800	DLC8-i	5200	M 24x200	270	72	82	18
DLC9-u	4200	DLC9-m	5000	DLC9-p1	1900	DLC9-s2	3500	DLC9-i	6500	M 24x200	302	84	94	18

SCREW SUPPORT MOUNTS, Series DL

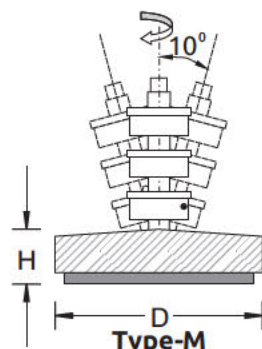


Dynemech DL Series is used for light to medium weight machines suited to levelling screw support or having tapped hole in the base.

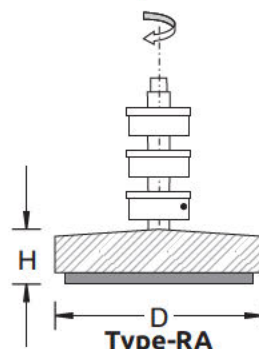
Dynemech DLS Series Mounts, developed in stainless steel finds application in pharmaceutical, food and beverages processing and packaging units, medical equipment manufacturing and chemical processing industries. Provide vibration isolation with complete hygienic seal and corrosion resistance.

Model	Load Kg/pc	Model	Load Kg/pc	Model	Load Kg/pc	Model	Load Kg/pc	Model	Load Kg/pc	Dia (D) mm	H u/m/p1	H s1	H s2
DL1-u	150	DL1-m	190	DL1-p1	75	DL1-s1	80	DL1-s2	125	55	21	26	31
DL2-u	350	DL2-m	450	DL2-p1	175	DL2-s1	200	DL2-s2	300	85	25	30	35
DL3-u	600	DL3-m	800	DL3-p1	300	DL3-s1	375	DL3-s2	550	112	28	33	38
DL4-u	900	DL4-m	1150	DL4-p1	500	DL4-s1	575	DL4-s2	850	135	30	35	40
DL5-u	1400	DL5-m	1750	DL5-p1	700	DL5-s1	800	DL5-s2	1250	160	30	35	40
DL6-u	1900	DL6-m	2400	DL6-p1	950	DL6-s1	1100	DL6-s2	1700	185	34	39	44
DL7-u	2500	DL7-m	3200	DL7-p1	1250	DL7-s1	1500	DL7-s2	2200	215	37	42	47
DL8-u	3500	DL8-m	4000	DL8-p1	1500	DL8-s1	1900	DL8-s2	2800	249	44	49	54
DL9-u	4200	DL9-m	5000	DL9-p1	1900	DL9-s1	2400	DL9-s2	3500	276	43	48	53

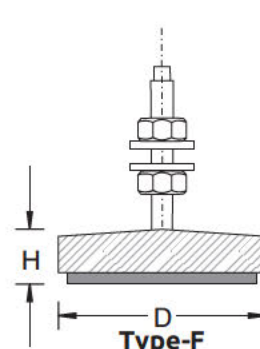
SCREW SUPPORT MOUNTS, Series DLM/DLMS



One nut Fixed with bolt & two nuts free



One nut Fixed with bolt & two nuts free

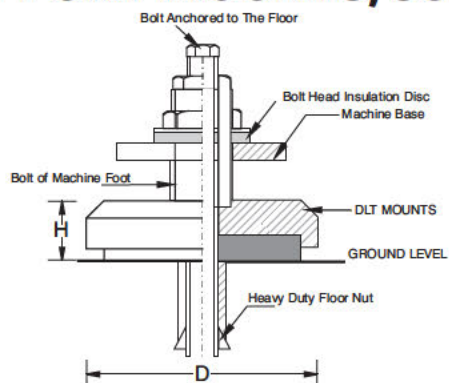


Two Free nuts & bolt fixed

Dynemech DLM/DLMS Series Mounts, developed in steel and stainless steel respectively are simple and effective vibration dampers for machines with respective holes in the base. these mounts offer low frequency attenuation, stable machine levelling and vibration reduction. The flexible levelling screw accommodates uneven/sloped surfaces upto 5 degree. DLMS series find application where corrosion resistant materials for hygienic, climatic and environmental reasons are required like in pharmaceutical, food and beverages processing and packaging units, medical equipment manufacturing and chemical processing industries.

Model	Load Kg/pc	Model	Load Kg/pc	Model	Load Kg/pc	Model	Load Kg/pc	Dia (D) mm	H u	H a2	H p2	H s2	Bolt Size
DLM1-u	150	DLM1-a2	190	DLM1-p2	100	DLM1-s2	125	59	21	14	26	31	M16 x 100mm
DLM2-u	350	DLM2-a2	450	DLM2-p2	200	DLM2-s2	300	85	24	17	29	34	M16 x 100mm
DLM3-u	600	DLM3-a2	800	DLM3-p2	400	DLM3-s2	550	110	28	21	33	38	M16 x 150mm
DLM4-u	900	DLM4-a2	1150	DLM4-p2	600	DLM4-s2	850	135	30	23	35	40	M16 x 150mm
DLM5-u	1400	DLM5-a2	1750	DLM5-p2	700	DLM5-s2	1250	165	30	23	35	40	M16 x 150mm
DLM6-u	1900	DLM6-a2	2400	DLM6-p2	1200	DLM6-s2	1700	185	34	27	35	40	M16 x 150mm
DLM7-u	2500	DLM7-a2	3200	DLM7-p2	1500	DLM7-s2	2200	215	35	28	40	45	M16 x 150mm
DLM8-u	3500	DLM8-a2	3975	DLM8-p2	2000	DLM8-s2	2800	249	44	37	49	54	M20 x 150mm
DLM9-u	4200	DLM9-a2	4900	DLM9-p2	2500	DLM9-s2	3500	276	43	36	48	53	M20 x 150mm

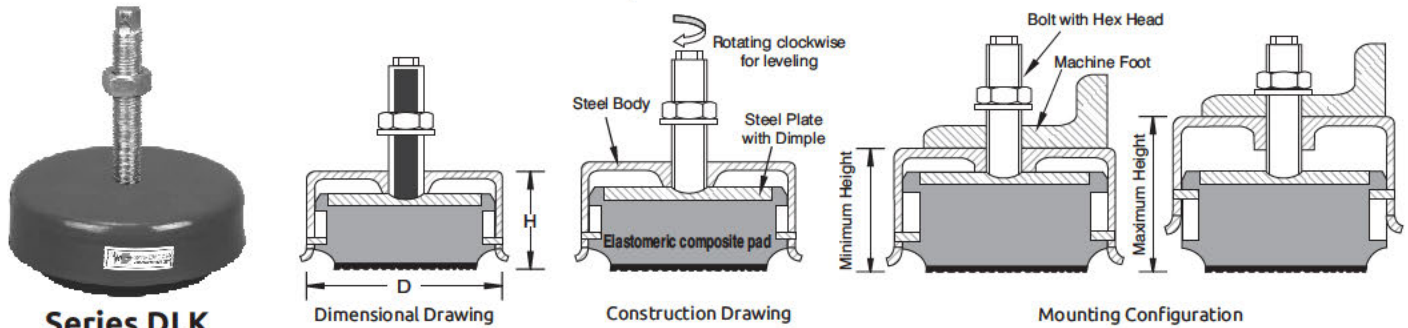
SCREW SUPPORT MOUNTS, Series DLT



DLT Series mounts are used in the machines which must be anchored to the floor along with levelling and vibration reduction. Bolts with thru holes are provided in the machine foot and anchor bolt passes from the machine foot, mount and anchored in the floor nut. An insulating disc is provided between the nut and the machine foot to prevent vibration from transmitting in the floor via the bolt. The dimple and the thru hole in the mount are provided as per the bolt specifications of the machine.

Model	Load Kg/pc	Model	Load Kg/pc	Model	Load Kg/pc	Model	Load Kg/pc	Model	Load Kg/pc	Dia (D) mm	H u/m	H p2/s1	H s2
DLT1-u	150	DLT1-m	190	DLT1-p2	100	DLT1-s2	125	DLT1-s1	80	59	21	26	31
DLT2-u	350	DLT2-m	450	DLT2-p2	200	DLT2-s2	300	DLT2-s1	200	85	24	29	34
DLT3-u	600	DLT3-m	800	DLT3-p2	400	DLT3-s2	550	DLT3-s1	375	110	28	33	38
DLT4-u	900	DLT4-m	1150	DLT4-p2	600	DLT4-s2	850	DLT4-s1	575	135	30	35	40
DLT5-u	1400	DLT5-m	1750	DLT5-p2	700	DLT5-s2	1250	DLT5-s1	800	165	30	35	40
DLT6-u	1900	DLT6-m	2400	DLT6-p2	1200	DLT6-s2	1700	DLT6-s1	1100	185	30	35	40
DLT7-u	2500	DLT7-m	3200	DLT7-p2	1500	DLT7-s2	2200	DLT7-s1	1500	215	35	40	45
DLT8-u	3500	DLT8-m	4000	DLT8-p2	2000	DLT8-s2	2800	DLT8-s1	1900	249	44	49	54
DLT9-u	4200	DLT9-m	5000	DLT9-p2	2500	DLT9-s2	3500	DLT9-s1	2400	276	43	68	53

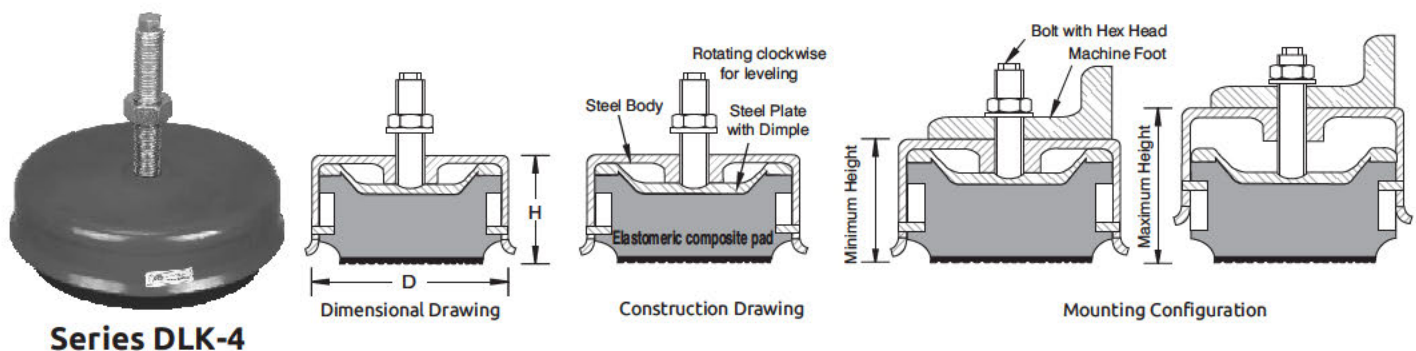
SCREW SUPPORT MOUNTS, Series DLK



Dynemech Screw Support Mounts Series DLK are simple and effective vibration dampers for machines with respective holes in the base. These mounts offer both low frequency attenuation and stable machine levelling. The **DLK series** vibration damping and levelling mounts provide fast and easy installation of machines. DLK Series anti vibration mounts have steel body and are used for machines having mounting holes in the base. This levelling mount has a cover plate and dimpled bottom plate holding the insulation plate. Levelling is done by tightening the bolt which lifts the cover plate with the machine base.

Model	Load Kg/pc	Bolt Size	D (mm)	H (mm)	Adj. Range (mm)	APPLICATIONS
DLK1 a	580	M12 x 100	92	50	10	Textile Machines, CNC Machines, Power Presses, Plastic Injection Moulding Machines, Pressure Die Casting Machines, Printing Machines, Compressors, Grinding Machines and All types of Heavy Industrial Applications.
DLK1 b	750	M12 x 100	92	50	10	
DLK1 c	900	M12 x 100	92	50	10	
DLK2 a	1200	M16 x 100	135	50	10	
DLK2 b	1900	M16 x 100	135	50	10	
DLK2 c	2600	M16 x 100	135	50	10	
DLK3 a	2900	M20 x 150	195	58	12	
DLK3 b	3400	M20 x 150	195	58	12	
DLK3 c	4200	M20 x 150	195	58	12	

SCREW SUPPORT MOUNTS, Series DLK-4

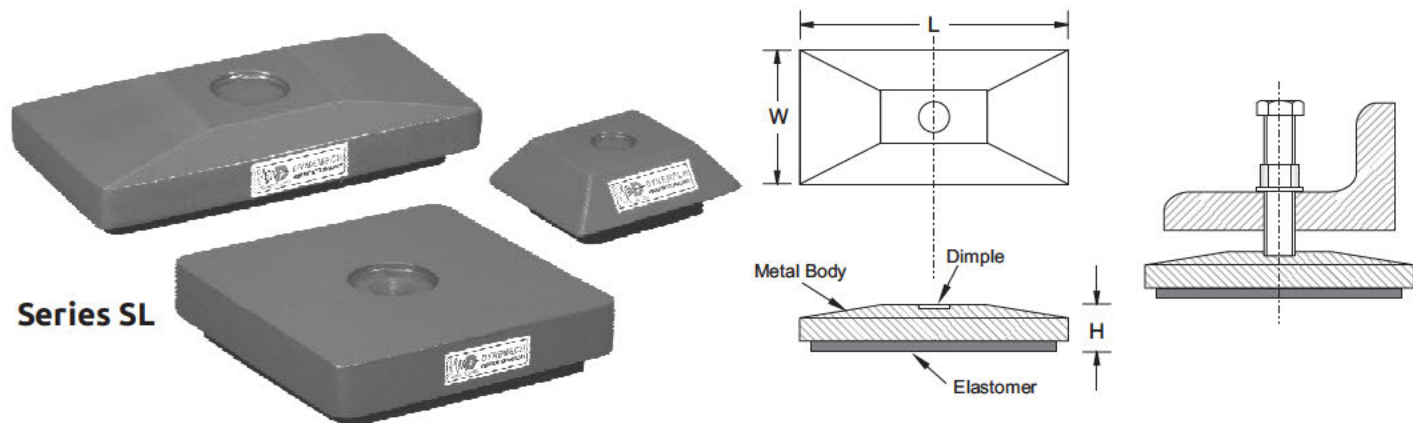


Dynemech Screw Support Mounts Series DLK 4 are suitable for heavy machine installations. They provide additional damping in shear and radial directions.

Model	Load Kg/pc	Bolt Size	D (mm)	H (mm)	Adj. Range (mm)	APPLICATIONS
DLK4 a	4000	M24 x 150	238	80	20	Textile Machines, CNC Machines, Power Presses, Plastic Injection Moulding Machines, Pressure Die Casting Machines, Printing and Packaging Machines, Compressors, Grinding Machines and All types of Heavy Industrial Applications.
DLK4 b	5000	M24 x 150	238	80	20	
DLK4 c	6000	M24 x 150	238	80	20	

Note : DLK-4 Series Bolt Sizes M-10, M12, M16, M20, M24, M30 possible on special request.

MACHINE BASE MOUNTS, Series SL

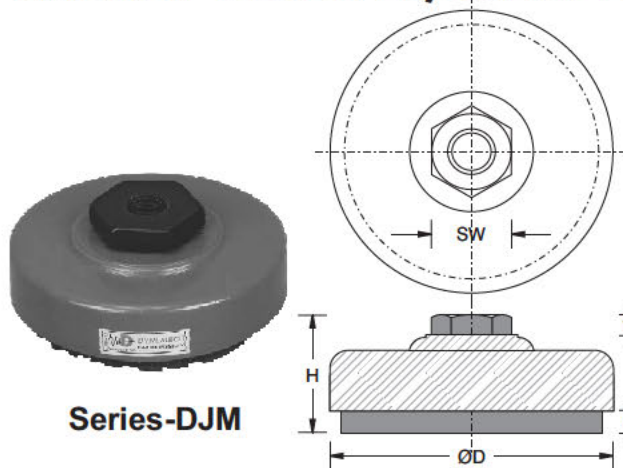


Dynemech SL Series is used for light to medium weight machines suited to levelling screw support or having tapped hole in the base. These are suitable for placing in the pocket of the machine base.

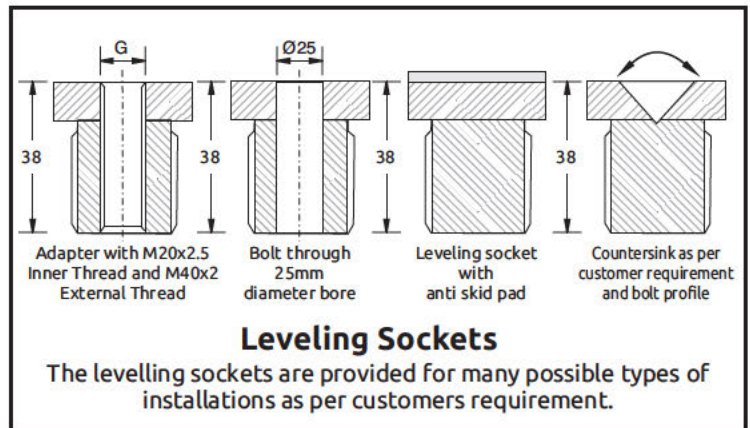
Dynemech Machine Base Mounts Series SLS, developed in stainless steel finds application in pharmaceutical, food and beverages processing and packaging units, medical equipment manufacturing and chemical processing industries. Provide vibration isolation with complete hygienic seal and corrosion resistance.

Model	Max. Load Kg/pc	Length (L) mm	Width (W) mm	Height (H) mm
SL1 u	350	80	64	30
SL2 u	1000	75	150	29
SL3 u	1400	125	125	32
SL4 u	2000	150	150	29
SL5 u	3600	200	200	39
SL1 m	400	80	64	30
SL2 m	1100	75	150	29
SL3 m	1700	125	125	32
SL4 m	2300	150	150	29
SL5 m	4000	200	200	39
SL1 i	600	80	64	40
SL2 i	1600	75	150	39
SL3 i	2000	125	125	42
SL4 i	3200	150	150	39
SL5 i	5600	200	200	49
SL1 p1	200	80	64	35
SL2 p1	450	75	150	34
SL3 p1	600	125	125	37
SL4 p1	900	150	150	34
SL5 p1	1600	200	200	44
SL1 h2	1100	80	64	30
SL2 h2	2400	75	150	29
SL3 h2	3000	125	125	32
SL4 h2	4200	150	150	29
SL5 h2	5800	200	200	39

JACKUP MOUNTS, Series DJM



Series-DJM



Dynemech Jackup Mounts provides isolation solutions for various machines and mounting conditions. The Dynemech Jackup Mounts also provide for high machine leveling capabilities. These Jackup mounts provide high load capacity and best level stability. The bottom design provides for non skid properties for the Jackup Mount. The Jackup mount also provide very good passive vibration isolation.

Applications : Machine Tools, Textile Machine, Graphics machines, Planners long bedded machines etc.

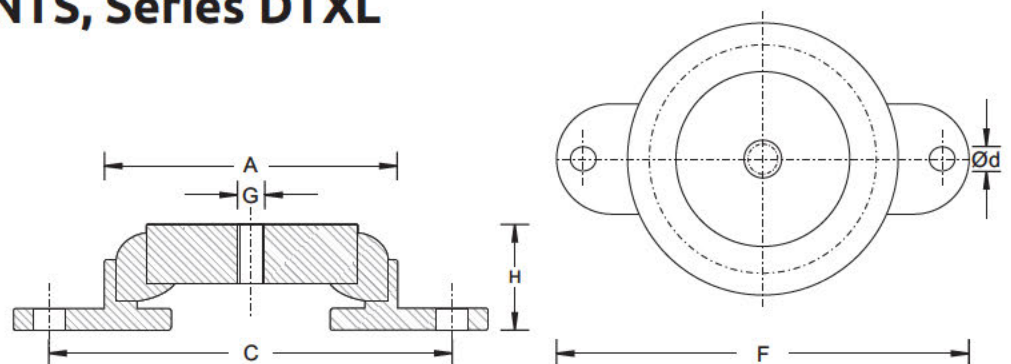
Model	Load Kg/pc	Height (H) mm	Dia (D) (mm)	G (mm)	HEX (SW) (mm)
DJM 0	850	49	90	M20 x 2.5 (Length 38mm)	46
DJM 1	1500	49	120	M20 x 2.5 (Length 38mm)	46
DJM 2	2500	49	160	M20 x 2.5 (Length 38mm)	62

Note: Please mention type of socket required at the time of ordering.

TEXL FOOT MOUNTS, Series DTXL



Texl Foot

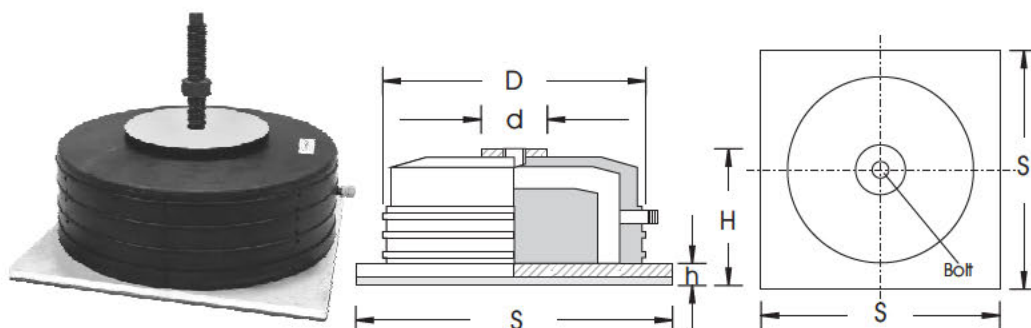


Low cost solution for Shock Absorption and Vibration control. Rugged CI body mount provide option for low height machinery installation option. Simple, ready to install configuration with top cup and bottom base plate bolting options. Provides stability, smoother operation and reduced maintenance in machinery. High efficiency, stable fixed support, long service life of mounts ensures greater productivity of machinery.

Model	A mm	H mm	G mm	Ød mm	F mm	C mm	Load Kg/pc
DTXL 1	108	38	M12	13	175	148	500

Note : Bolt sizes available as optional accessories for Texl Foot Mounts.

RUBBER AIR SPRINGS, Series DRAS



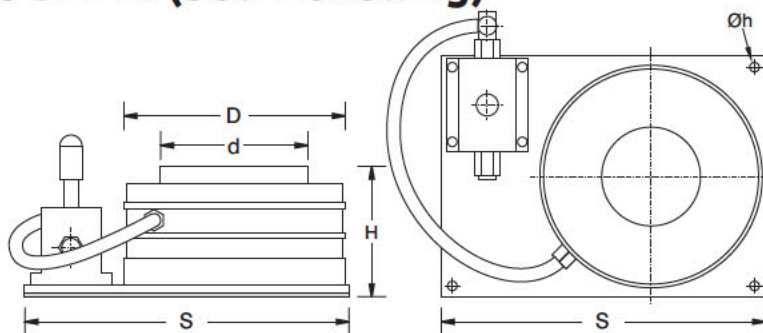
Dynemech Rubber Air Springs provide highly effective insulation of machines against low frequency vibration/impact. The element offers a vertical natural frequencies between 2.5 to 6.0 Hz*. The component has vertical to horizontal stiffness ratio of approximately one. Suited for both active and passive vibration control.

Model	Load Kg/pc	Max. Pressure Bar	S mm	D mm	H App. mm	d mm	h mm	Bolt
DRAS1	25 60	3	88	84	64	41	6	M10
DRAS2	80 300	5	125	123	67	80	6	M12
DRAS3	270 800	6	182	174	85	100	6	M16
DRAS4	650 1500	6	252	250	105	127	8	M16
DRAS5	1200 3400	6	370	357	105	200	8	M20
DRAS6	3000 6500	6	500	480	110	315	8	M20

* Depending upon the pressure required to support the load.

Applications : Active isolation of high speed Power Presses, Textile Machines, Vibration Test Rigs, Engine Test Beds, Blowers etc. and Passive Insulation of Measuring & Testing Machines/Equipments, High Precision Grinding/Polishing Machines, Surface Plates, Spectrometers etc.

RUBBER AIR SPRINGS, Series DLPM (Self Levelling)



A complete Dynemech DLPM system consists of three master pneumatic isolators for 3 point precision leveling. Each pneumatic damping isolator consists of a leveling valve which is the load sensing and height controlling element. Systems are supplied with automatic height control valves, tubing and all other pneumatic accessories necessary for complete system installation. Dynemech DLPM Mounts have minimal setting time.

Isolation Characteristics : Natural Frequency for the Pneumatic Isolator Vertical 4.6 Hz

Damping: Vertical (Adj.) 6% 20%, Horizontal 5% 6%

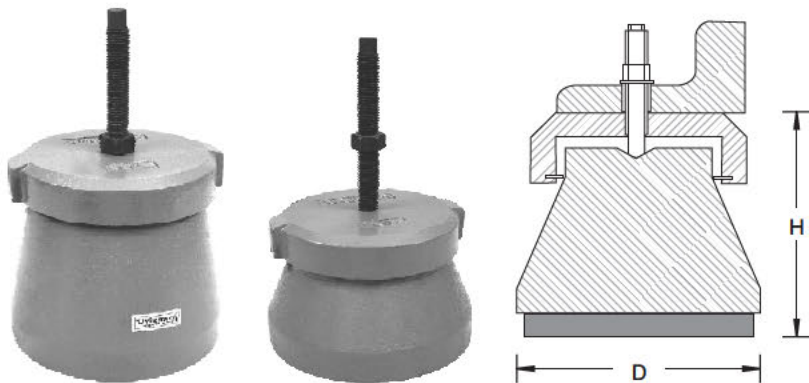
Leveling Accuracy of ± 0.15 mm/m and ± 0.015 mm/m is available.

Model	Load Kg/pc	Max. Pressure Bar	S mm	D mm	H App. mm	d mm	h mm	Bolt
DLPM1	25 60	3	88x138	84	64	41	6	M10
DLPM2	80 300	5	125x175	123	70	80	6	M12
DLPM3	270 800	6	182x232	174	88	100	6	M16
DLPM4	650 1500	6	252x302	250	108	127	8	M16
DLPM5	1200 3400	6	370x420	357	111	200	8	M20
DLPM6	3000 6500	6	500x550	480	114	315	8	M20

* As we are constantly upgrading our products specifications are subject to change without notice.

DYNEMECH MACHINERY RAISER DAMPING BLOCKS offer easy and quick installation of CNC machines. These blocks offer both levelling and vibration damping besides raising height of the machine for proper cleaning and repairing under it. Raiser Damping Blocks are assembled with insulation plates for vibration reduction. Ideal for **CNC Turning/ Machining Centres, Cylindrical & Centreless Grinding Machines, Precision Machine Tools. Help implement TPM norms for machine installation.** Proper maintenance, cleanliness, vibration reduction results in enhanced machine tool reliability (zero breakdowns), reduced operation and life cycle costs which are the driving factors for adoption of **Total Productive Maintenance (TPM)** practices. Machines are installed at a height of 100 150 mm which help implement TPM norms for machine installation.

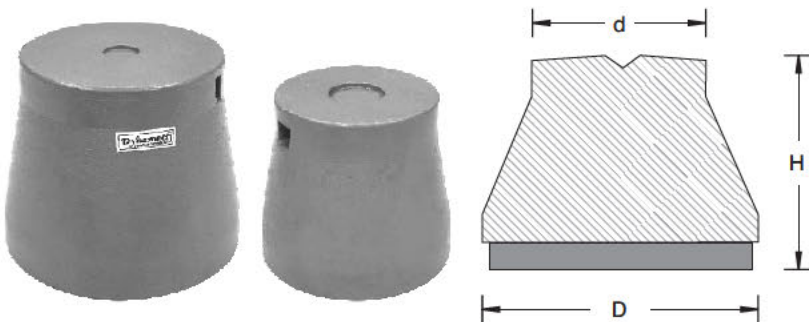
MACHINERY RAISER DAMPING BLOCKS, Series DRC



Series DRC are suitable for machines having plain hole in the base. Levelling is done by turning the bolt which lifts the cover plate along with the machine. Available both in 150 & 100 mm height.

Model	Load Kg/pc	Model	Load Kg/pc	Model	Load Kg/pc	Model	Load Kg/pc	Bolt Size	d mm	Dia(D) mm	H u/m/h	H s2	Adj. mm
DRC1 u	350	DRC1 m	450	DRC1 h	1200	DRC1 s2	300	M12x100	87	109	100/150	110/160	8
DRC2 u	600	DRC2 m	800	DRC2 h	2400	DRC2 s2	550	M16x100	108	150	100/150	110/160	8
DRC3 u	900	DRC3 m	1150	DRC3 h	3500	DRC3 s2	850	M16x100	136	170	100/150	110/160	10
DRC4 u	1400	DRC4 m	1750	DRC4 h	5200	DRC4 s2	1250	M18x150	161	210	100/150	110/160	10
DRC5 u	1900	DRC5 m	2400	DRC5 h	7200	DRC5 s2	1700	M20x150	185	240	100/150	110/160	12
DRC6 u	2500	DRC6 m	3200	DRC6 h	9600	DRC6 s2	2200	M20x150	215	270	100/150	110/160	12

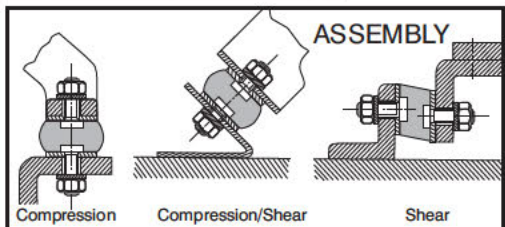
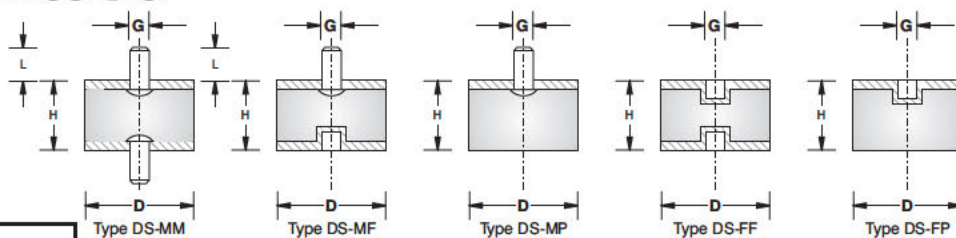
MACHINERY RAISER DAMPING BLOCKS, Series DR



DYNEMECH Series DR, are suitable for machines having tapped hole in the base. The bolt rests over the dimple provided on the top face of the mount. Dimple size is provided as per the bolt diameter in the machine base.

Model	Load Kg/pc	Model	Load Kg/pc	Model	Load Kg/pc	Model	Load Kg/pc	Model	Load Kg/pc	Dia(D) mm	H u/m/h	H s1	H s2	d mm
DR1 u	350	DR1 m	450	DR1 h	1200	DR1 s2	300	DR1 s1	200	109	100/150	105/155	110/160	87
DR2 u	600	DR2 m	800	DR2 h	2400	DR2 s2	550	DR2 s1	375	150	100/150	105/155	110/160	108
DR3 u	900	DR3 m	1150	DR3 h	3500	DR3 s2	850	DR3 s1	575	170	100/150	105/155	110/160	136
DR4 u	1400	DR4 m	1750	DR4 h	5200	DR4 s2	1250	DR4 s1	800	210	100/150	105/155	110/160	161
DR5 u	1900	DR5 m	2400	DR5 h	7200	DR5 s2	1700	DR5 s1	1100	240	100/150	105/155	110/160	185
DR6 u	2500	DR6 m	3200	DR6 h	9600	DR6 s2	2200	DR6 s1	1500	270	100/150	105/155	110/160	215

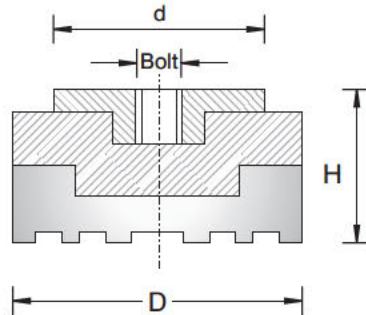
STUD MOUNTS, Series DS



DYNEMECH Stud Mounts, Series DS are highly effective and compact vibration dampers for a variety of applications like Compressors, Pumps, ID & FD fans, Motors, Machine tools, Gensets, Air Conditioners, Measuring and Testing Equipments /Instruments, Material Handling Equipments, Laboratory Equipments etc. These mounts can be used for load applications in both compression and shear.

MODEL	D mm	H mm	G Thread	L mm	LOAD Kgs.	NATURAL FREQUENCY Hz
DS a 10-10	10	10	M4	16	2	12
DS b 10-10	10	10	M4	16	4	15
DS c 10-10	10	10	M4	16	6.5	15
DS a 15-15	15	15	M4	16	4	12
DS b 15-15	15	15	M4	16	9	12
DS c 15-15	15	15	M4	16	15	12
DS a 20-15	20	15	M6	16	9	12
DS b 20-15	20	15	M6	16	18	12
DS c 20-15	20	15	M6	16	25	12
DS a 20-25	20	25	M6	16	7	10
DS b 20-25	20	25	M6	16	16	10
DS c 20-25	20	25	M6	16	24	12
DS a 25-25	25	25	M8	33	12	12
DS b 25-25	25	25	M8	33	28	12
DS c 25-25	25	25	M8	33	39	12
DS a 25-30	25	30	M8	33	10	9
DS b 25-30	25	30	M8	33	22	9
DS c 25-30	25	30	M8	33	30	9
DS a 30-30	30	30	M8	33	17	8
DS b 30-30	30	30	M8	33	37	8
DS c 30-30	30	30	M8	33	57	9
DS a 40-30	40	30	M10	38	34	7
DS b 40-30	40	30	M10	38	70	8
DS c 40-30	40	30	M10	38	110	8
DS a 40-40	40	40	M10	38	30	7
DS b 40-40	40	40	M10	38	60	8
DS c 40-40	40	40	M10	38	95	8
DS a 50-45	50	45	M10	38	55	8
DS b 50-45	50	45	M10	38	110	8
DS c 50-45	50	45	M10	38	160	8
DS a 60-25	60	25	M10	38	85	6
DS b 60-25	60	25	M10	38	170	7
DS c 60-25	60	25	M10	38	250	7
DS a 60-45	60	45	M10	38	75	7
DS b 60-45	60	45	M10	38	150	7
DS c 60-45	60	45	M10	38	200	7
DS a 75-55	75	55	M16	48	125	6
DS b 75-55	75	55	M16	48	275	7
DS c 75-55	75	55	M16	48	400	7
DS a 100-55	100	55	M16	48	250	7
DS b 100-55	100	55	M16	48	500	7
DS c 100-55	100	55	M16	48	750	7
DS a 150-55	150	55	M16	48	450	7
DS b 150-55	150	55	M16	48	800	8
DS c 150-55	150	55	M16	48	1300	8

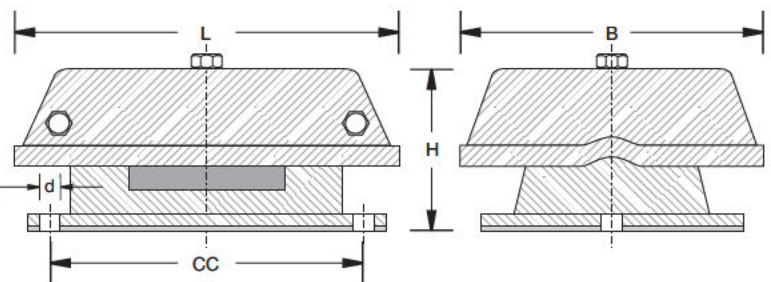
MAC LEVEL MOUNTS, Series DML



Dynemech Mac Level, Series DML is suitable for high speed rotating machines having small or no axial forces.

Model	Max.Load (Kg)	D mm	H mm	d mm	Levelling Adjustment mm	Natural Frequency at Max. Load (Hz)	Bolt
DML 1	175	50	40	32	10	7	M10
DML 2	500	80	47	45	12	7	M12
DML 3	1200	120	53	60	12	7	M16
DML 4	2000	160	58	90	20	8	M16
DML 5	4000	200	63	120	20	8	M20

FLEXIFOOT MOUNTS, Series DGF

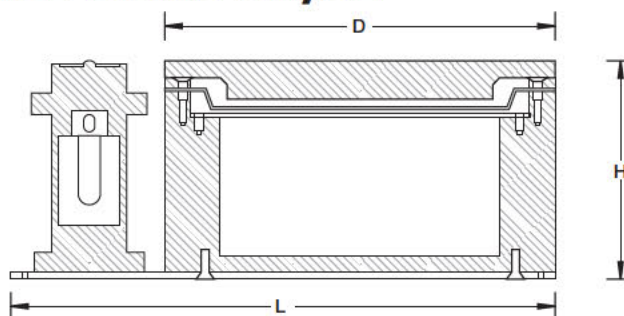


Dynemech Flexi Foot Mounts, Series DGF is well suited for machines requiring vibration damping in both compression and shear. An anti skid plate is provided in the base of the mount to prevent machine walking. These mounts can also be anchored to the floor through the holes provided in the base for machines producing high unbalance forces.

Applications : Generators, Blowers, Pumps, ID & FD Fans, Cooling Towers, etc.

Model	Max.Load (Kg)	L mm	B mm	H mm	Bolt	CC mm	dØ mm	Natural Frequency at Max. Load (Hz)
DGF1-A	75	134	126	81	M12	89	13	6.0
DGF1-B	100	134	126	81	M12	89	13	6.0
DGF1-C	150	134	126	81	M12	89	13	6.5
DGF1-D	225	134	126	81	M12	89	13	6.5
DGF1-E	300	134	126	81	M12	89	13	7.0
DGF2-A	250	225	205	105	M16	159	18	6.5
DGF2-B	500	225	205	105	M16	159	18	6.5
DGF2-C	850	225	205	105	M16	159	18	7.0
DGF2-D	1100	225	205	105	M16	159	18	7.0
DGF2-E	1575	225	205	105	M16	159	18	7.0

MEMBRANE AIR SPRING, Series DMAS-SH/SL



Dynemech DMAS system consists of three master pneumatic isolators for 3 point precision levelling. Each pneumatic damping isolator consists of a self levelling plunger mechanism, which is the load sensing, and height controlling element. The system is supplied with pressure regulator, distributor, non return valve and other pneumatic accessories necessary for complete systems installation. Clean dry air is required to be supplied to the system.

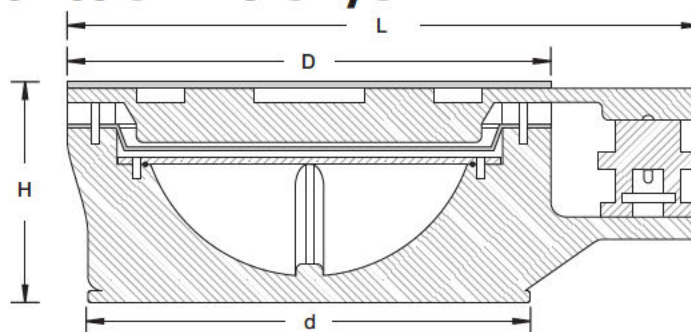
The DMAS is lightweight aluminium body. The inner chamber is split into two parts i.e. load volume and damping volume. Damping up to 20% can be adjusted using external valve manually. A thin reinforced elastomeric diaphragm supports the load. A safety valve protects diaphragm from over inflation. The final precise levelling of the system can be done using levelling nut provided on the plunger mechanism.

Available levelling accuracies are ± 0.015 mm and ± 0.15 mm depending upon the application requirements.

Natural frequency of the DMAS system is 2.5 3 Hz.

Model	D mm	H mm	L mm	Load Capacity at 4 bar (Kg)	Load Capacity at 6 bar (Kg)	Self Levelling Repeatability mm	Natural Frequency Vertical (Hz)
DMAS-SH1	110	102	190	120	180	± 0.015	2.5-3
DMAS-SH2	150	110	230	260	400	± 0.015	2.5-3
DMAS-SH3	200	110	280	680	1000	± 0.015	2.5-3
DMAS-SH4	250	110	330	1400	2100	± 0.015	2.5-3
DMAS-SL1	100	102	190	120	180	± 0.150	2.5-3
DMAS-SL2	150	110	230	260	400	± 0.150	2.5-3
DMAS-SL3	200	110	280	680	1000	± 0.150	2.5-3
DMAS-SL4	250	110	330	1400	2100	± 0.150	2.5-3

MEMBRANE AIR SPRING, Series DMAS-BH/BL



Model	D mm	d mm	H mm	L mm	Load Capacity at 4 bar (Kg)	Load Capacity at 6 bar (Kg)	Self Levelling Repeatability mm	Natural Frequency Vertical (Hz)
DMAS-BH1	200	170	155	293	800	1200	± 0.015	2.5-3
DMAS-BH2	225	184	155	305	1075	1600	± 0.015	2.5-3
DMAS-BH3	275	234	155	365	1650	2480	± 0.015	2.5-3
DMAS-BH4	350	320	155	457	2450	3700	± 0.015	2.5-3
DMAS-BL1	200	170	155	293	800	1200	± 0.150	2.5-3
DMAS-BL2	225	184	155	305	1075	1600	± 0.150	2.5-3
DMAS-BL3	275	234	155	365	1650	2480	± 0.150	2.5-3
DMAS-BL4	350	320	155	457	2450	3700	± 0.150	2.5-3

PRECISION LEVELLING MOUNTS - Series VHS



VHS Festofix Leveling Wedge Mounts are useful in leveling and aligning machinery to very strict tolerances and make it possible to vary adjustments at any time, even under maximum loads requiring only a small hand wrench to adjust. These mounts provide the most rigid machine to foundation connection. The 3 piece wedge design provides true vertical lift and eliminates lateral movement as machines are raised or lowered.

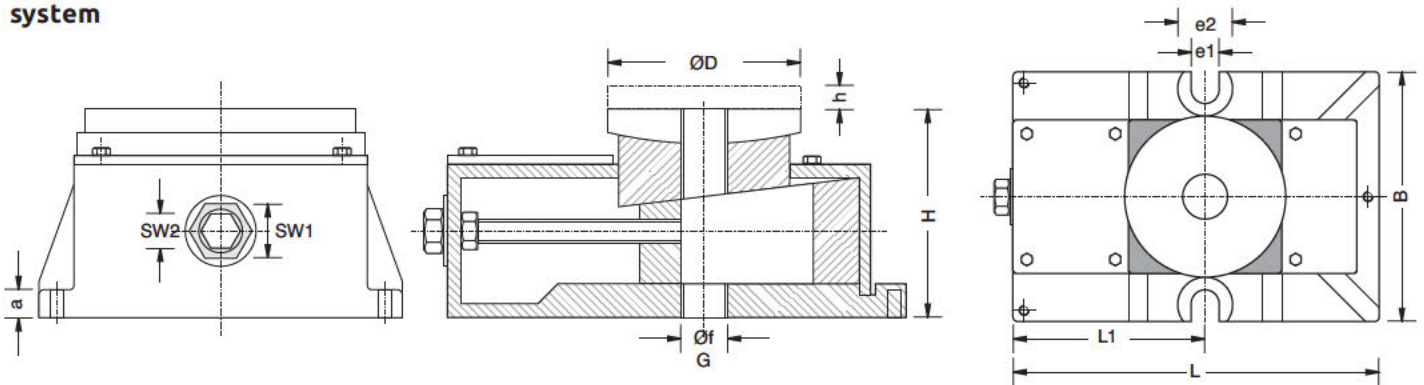
Benefits include:

- Built in compensation for uneven areas in foundations and machine bases.
- Time consuming work and production losses normally associated with alignments are eliminated.

SOPHISTICATED SYSTEM DESIGN

Though VHS Series mounts are similar in appearance to conventional wedge type leveling equipment, they differ significantly in concept and application. Alignment adjustments are made after anchor nuts have been tightened. In this way, the anchor bolts are tightened uniformly to predictable stress levels by adjusting the VHS Festofix mount basic unit upward prior to the final alignment procedure eliminating the customary torquing of anchor nuts. This gives substantial savings in time and effort normally required for the installation of sophisticated machine tools.

These benefits make the VHS Series Festofix Levelling Wedges the "state-of-the-art" anchoring/alignment system




Model	Recommended Load (Kg/pc)	Max. Load (Kg/pc)	L mm	L1 mm	B mm	H mm	D mm	h mm	f mm	G	a mm	SW1	SW2	e1	e2
VHS I	1000	9000	170	91	108	60	75	5	17	M12	12	19	10	12.7	26
VHS II	2000	12000	175	93	120	75	75	5	21	M20	15	19	10	12.7	26
VHS III	4000	24000	220	118	150	98	88	6	25	M24	23	19	10	18.0	32
VHS IV	6000	36000	280	160	180	116	105	8	31	M30	25	32	18	24.0	38
VHS V	12000	70000	350	180	230	138	145	10	37	M36	35	32	18	28.0	46

Applications : For the Levelling, Adjustment & Fixation of Large Machinery and other Heavy Equipment like Boilers, Turbines, Generators, Long bedded lathes etc.

Note : Please select dimensions 'G' or 'f' at the time of order.

SHOCK RESISTANT / ANTI-VIBRATION TABLE WITH ELASTOMERIC ISOLATION

Anti-Vibration Table Elastomeric Material Series DIT-E



Dynemech Anti Vibration Tables Series DIT E are ideal for Testing / Quality Laboratories co located with industrial units having high degree of vibration due to working machines like presses, hammers, VMCs etc. The Vibrations are isolated using Double Layered Dp Elastomeric Sheets. These Anti Vibration Tables have a Granite Surface Plate with Grade 00/Grade 1 accuracy for very precise measuring accuracies. We can select up to five layers of insulation plate depending upon the vibrations present in the Testing Laboratory. These Vibration Tables provide the most economical solution where high frequency vibrations need to be removed. The passive vibrations from nearby motors and other heavy machinery is reduced by 65 70%. The vibration isolation efficiency of these tables can be further increased by placing more than 2 layers of our Dp insulation Sheets. Five layers of DP exhibits a natural frequency of 7.8 Hz. which damps most of the incoming frequencies above 20 Hz.

APPLICATIONS : The Vibration Isolated Table (VIT) finds usage in critical areas where reading accuracy of instruments like Balances, Galvanometers, Electronic Microscopes and Atomic Absorption Spectrophotometers, is affected by Vibrations.

With this specialized design, we obtain a very precise and highly Shock Resistant Anti-Vibration Table.

Model	Length (mm)	Width (mm)	Height (mm)	Surface Plate Thickness (mm)	Table Load Capacity (Kg)	Natural Frequency at Max. Load (Hz)
DIT E/01	500	500	800 1000	80	up to 250	7.8
DIT E/01/s1	630	630	800 1000	80	up to 250	7.8
DIT E/02	750	500	800 1000	80	up to 450	7.8
DIT E/03	900	600	800 1000	100	up to 1250	7.8
DIT E/04	1000	800	800 1000	150	up to 1250	7.8

* Special table sizes and designs can also be ordered as per client's requirement

Electro Magnetic Force Compensation High Precision Analytical Balance with 0.01mg accuracy



High Precision Laboratory Balance with Readability 10mg

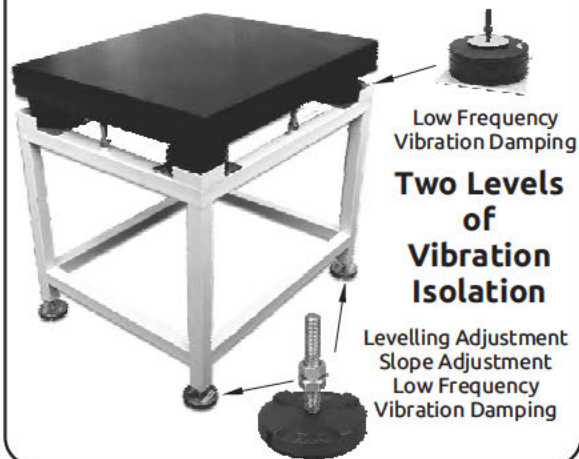


High Precision Laboratory Table



SHOCK RESISTANT / ANTI-VIBRATION TABLE WITH PNEUMATIC VIBRATION MOUNTS

Anti-Vibration Table Pneumatic Air Springs Series DIT-AS




Dynemech Anti Vibration Tables Series DIT AS are ideal for isolation of LOW FREQUENCY vibration due to working machines like presses, hammers, VMCs, nearby trafic, railway line or construction work etc. The passive vibrations are absorbed by the pneumatic mounts making the surface plate float on compressed air. These Anti Vibration Tables have a Granite Surface Plate with Grade 00/Grade 1 accuracy for very precise flatness accuracies. These Vibration Tables provide economical solution where low frequency vibrations need to be removed. The passive vibrations from nearby motors and other heavy machinery is reduced by 90 95%. Continuous air supply is required to compensate the pressure drop. Levelling is done using bottom levelling screws.

APPLICATIONS : The Vibration Isolated Table (VIT) finds usage in critical areas where reading accuracy of instruments like CMM, Spectroscopes, Balances, Galvanometers, Electronic Microscopes and Atomic Absorption Spectrophotometers, is affected by Vibrations.

With this specialized design, we obtain a very precise and highly Shock Resistant Anti-Vibration Table.


Model	Length (mm)	Width (mm)	Height (mm)	Surface Plate Thickness (mm)	Table Load Capacity (Kg)	Natural Frequency at Max. Load (Hz)
DIT AS/01	500	500	800 1000	80	up to 400	4 6
DIT AS/01/s1	630	630	800 1000	80	up to 400	4 6
DIT AS/02	750	500	800 1000	80	up to 500	4 6
DIT AS/03	900	600	800 1000	100	up to 1250	4 6
DIT AS/04	1000	800	800 1000	150	up to 1250	4 6

* Special table sizes and designs can also be ordered as per client's requirement



ACTIVE SHOCK RESISTANT / ANTI-VIBRATION TABLE WITH AUTO LEVELLING PNEUMATIC ANTI-VIBRATION MOUNTS

Anti-Vibration Table Auto-Levelling Pneumatic Mounts Series DIT-AL



Dynemech Anti Vibration Tables Series DIT AL are ideal for Testing / Quality Laboratories where there is need for vibration control from low frequency vibration as well as requirement of active levelling system for maintaining surface plate Levelling. The vibrations are isolated using Pneumatic Air Mounts fitted with sophisticated height sensing levelling valves. These Anti Vibration Tables have a Granite Surface Plate with Grade 00/ Grade 1 accuracy for very precise measuring accuracies. The system detects movement of load (like moving arm of CMM machine) on the surface plate and automatically fills/exhausts air to keep the surface plate levelled. The passive vibrations from nearby high dynamic machines and other heavy machinery is reduced by 90 95%. Continuous air supply of up to 6 bar is required.

APPLICATIONS: The Vibration Isolated Table (VIT) finds usage in critical areas where precise reading accuracy of instruments like CMMs, Robotic Arms, Balances, Galvanometers, Electronic Microscopes and Atomic Absorption Spectrophotometers etc. is required.

With this specialized design, we obtain a very precise and highly Shock Resistant Anti-Vibration Table.

Model	Length (mm)	Width (mm)	Height (mm)	Surface Plate Thickness (mm)	Table Load Capacity (Kg)	Natural Frequency at Max. Load (Hz)	Levelling Repeatability (mm)
DIT AL/01	500	500	800 1000	80	up to 400	4 6	±0.15
DIT AL/01/s1	630	630	800 1000	80	up to 400	4 6	±0.15
DIT AL/02	750	500	800 1000	80	up to 500	4 6	±0.15
DIT AL/03	900	600	800 1000	100	up to 1250	4 6	±0.15
DIT AL/04	1000	800	800 1000	150	up to 1250	4 6	±0.15

* Special table sizes and designs can also be ordered as per client's requirement

Mitutoyo Roundness Tester
RA 2200 with LC-0.13nm
installed on
Anti-Vibration Table



Mitutoyo Roundtest
RA 1600
installed on Dynemech Anti
Vibration Table DIT-AL-02




Mitutoyo Contracer
CV-3200
installed on Dynemech Anti
Vibration Table DIT-AL-02



SHOCK RESISTANT / ANTI-VIBRATION TABLE WITH AUTO LEVELLING PNEUMATIC VIBRATION MOUNTS

Anti-Vibration Table Auto-Levelling Pneumatic Mounts Series DIT-AM



Dynemech Anti Vibration Table DIT AM has natural frequency in the range of 2.5 3 Hz along with self levelling feature. Available self levelling accuracy is ± 0.015 mm and ± 0.15 mm with minimum setting time, depending upon the application requirement. membrane air springs are used which damps most of the incoming vibrations above 10 Hz. Top granite surface plate has flatness accuracy of Grade 00. Bottom levelling feet DLM provide levelling and vibration reduction. Level difference on top of the granite surface due to any load change and the equipment is compensated within milliseconds.

Applications : Metrology Equipments, High Precision Weighing Balances, TGA , Digital Hardness Testers, High Resolution Microscopes, surface roughness testers, etc.

With this specialized design, we obtain a very precise and highly Shock Resistant Anti-Vibration Table.

Model	Length (mm)	Width (mm)	Height (mm)	Surface Plate Thickness (mm)	Table Load Capacity (Kg)	Natural Frequency at Max. Load (Hz)
DIT AM/01	500	500	800 1000	80	up to 400	2.5 3
DIT AM/01/S1	630	630	800 1000	80	up to 400	2.5 3
DIT AM/02	750	500	800 1000	80	up to 850	2.5 3
DIT AM/03	900	600	800 1000	100	up to 1150	2.5 3
DIT AM/04	1000	800	800 1000	100	up to 1200	2.5 3

* Special table sizes and higher loads can also be designed as per client's requirements.

FOUNDATION ISOLATION






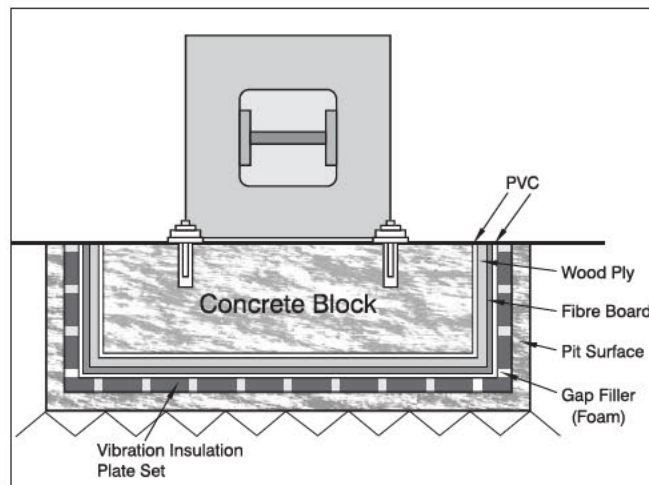
Isolated Foundation for Active Vibration Damping for Power Presses, Forging Hammers, Engine Test Rigs, and Passive Vibration Isolation of Machining Centres, Grinding Machines, Measuring & Testing Equipments, Laser Cutters, Microscopes and CMM.


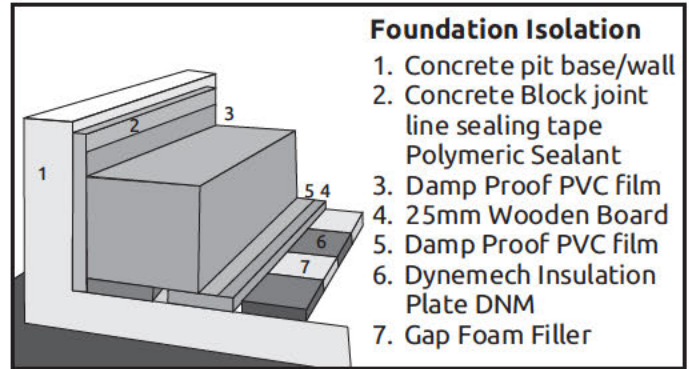
The ISOLATED FOUNDATION is required to reduce both active and passive vibrations.

A foundation isolation for high dynamic machines like **Power Press, Forging Hammers, Compressors, Engine Test Rigs** etc. is required in order to reduce the transmission of vibration and shock to nearby precision machines / building structures. To control the source of vibration disturbance through the use of resilient insulating materials is known as **ACTIVE VIBRATION ISOLATION**.

When it is not possible to prevent or sufficiently lower the transmission of shock and vibration from the source a resiliently supported vibration insulating foundation block can be used for the **PASSIVE VIBRATION ISOLATION** of sensitive equipments like **Machining Centres, Measuring and Testing Machines / Equipments** etc.

ISOLATED FOUNDATION lowers the centre of gravity of the machine foundation system and adds to the stability of the machine. Machine remains aligned during dynamic load changes and rapid movements within the machines.





Construction of the Foundation Tub should be carried out under the supervision of a Civil Engineer/ Contractor. Foundation must be 100% water proof. The pit should be made to a depth as per the ground condition. The inner surface of the pit should be smooth. As per the layout supplied by DYNEMECH, place the vibration damping plates sets and gap filler in the pit. Paste them to the pit surface (i.e the base and the side walls) with the adhesive. Seal the joints with the adhesive tape supplied by DYNEMECH. Place a layer of PVC Sheet over the entire pit surface on the base and side walls. The PVC films should overlap. Seal the joints. Put a wooden ledge on the top of the foundation upto the ground level, which will be latter removed for creating gap for Polymeric Sealant, for preventing the water from entering the pit from ground. A layer of wooden ply should be placed on the entire pit surface overlapped and the joints should be sealed with adhesive tape. Place another layer of PVC sheet over the entire pit surface on the base and side walls. The PVC films should overlap. Seal the joints.

Erect reinforcement, pour concrete up to the depth of 8 inches and allow it to dry, which acts as a compression plates. After drying of the compression plates, pour concrete in the rest of the pit area. For concrete layer deeper than 700mm, concrete should be poured in the layers of 300mm. The foundation block and the tub should not be in contact with each other.

Now, remove the wooden ledge and fill the gap with polymeric sealant. Place the machine over the concrete block and leveling should be done with the help of wedge mounts or screw support mounts.


SPRING ISOLATORS

Dynemech is providing anti vibration solutions to the Indian Industry for the last 10 years. We are the only company to provide almost all types of vibration control solutions under one roof. Our product range consists of stud mounts for very small machines to wedge mounts for precision machine tools, along with air springs for very low natural frequency vibration damping to spring isolators for heavy presses, hammers, gen sets etc.

A spring isolator gives desired natural frequency to obtain phase difference in the frequencies for a rotating machine and impact generating machine. Viscous Damping is an important feature of an isolation system. In most cases viscous damping is required to limit excessive movement which could occur as a machine operates at a speed near to, or coinciding with the resonant frequencies of the system. Generally this problem arises during slow run up and run down of rotating machines and during impact at each stroke in presses and hammers.

Advantages of Spring Isolators :

1. Very high vibration and shock isolation
2. Better Structural Safety
3. Improved Health Protection of workers reduced machine operator fatigue and provide more congenial working environment
4. Installation of sensitive equipments and heavy machinery possible in the same workshop
5. Shop Floor Flexibility Maintains
6. Extended tool and machinery life.
7. No foundation is required for small and medium weight machines and reduced depth of foundation for very heavy machines
8. Simple to install and reliable.

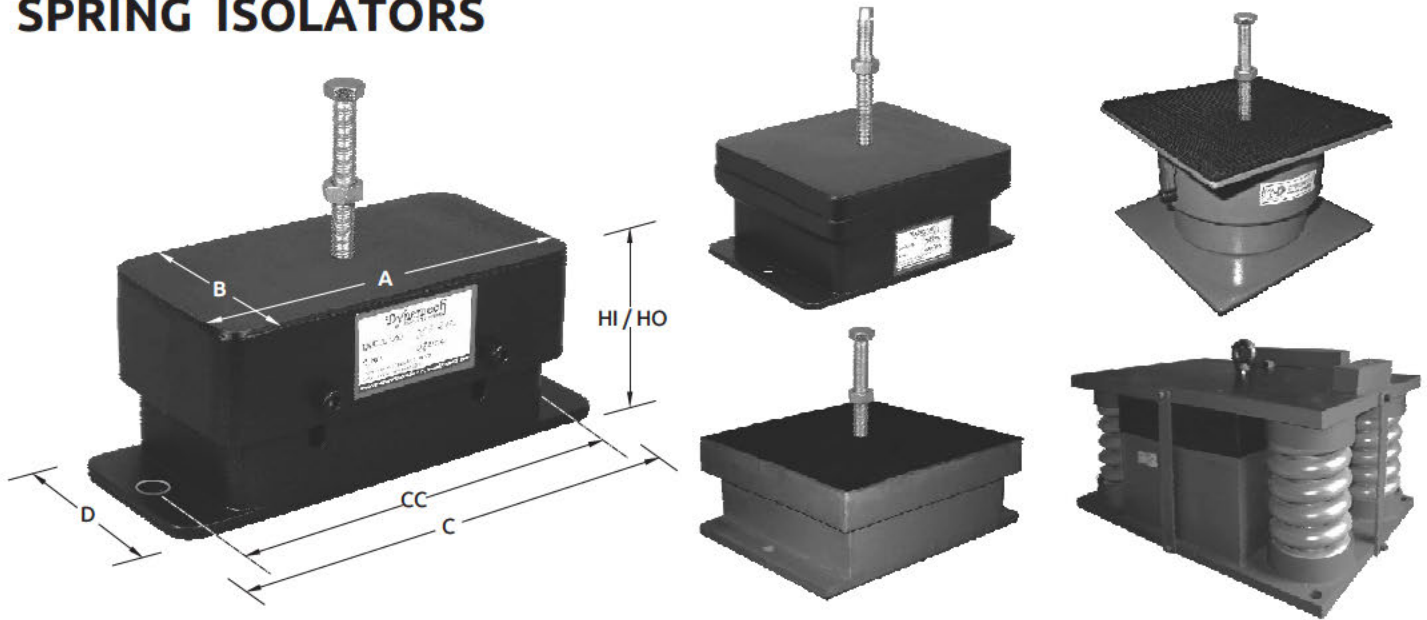


Applications :

1. Power Presses
2. Forging Hammers
3. Fans
4. Blowers
5. Generating Sets
6. Centrifuges
7. Test Beds
8. Textile Machines
9. Reducing Mills and Mixers
10. Coal and Stone Crushers
11. Refrigeration Units
12. Pumps and Boilers etc.
13. All types of heavy industrial machinery



SPRING ISOLATORS



Model	LOAD kg	HO mm	HI mm	Bolt Size	Top Plate (Ax B) mm	Bottom Plate (Cx D) mm	CC mm	Natural Frequency (Hz)
MAI H2	25 200	66	86	M12	110x110	110x110	90	3.5 10
MAI J2	30 300	66	104	M12	125x125	125x125	95	3.5 11
MAI L3	50 500	66	104	M12	125x125	125x125	95	3.5 11
MAI K3	200 850	69	75	M12	125x125	125x125	95	5.0 10
MAI P5	250 900	82	91	M12	125x125	125x125	95	5.0 09
MAI P3	500 1400	95	104	M12	125x125	125x125	95	5.0 09
MBI J4	60 580	96	108	M12	220x117	271x096	241	3.5 11
MBI L4	10 1000	86	105	M12	221x117	271x096	241	3.5 11
MBI K4	400 1700	69	80	M12	189x119	241x101	211	5.0 10
MBI P5	500 1800	86	95	M12	236x121	291x106	261	5.0 10
MBI P4	1000 2800	96	105	M12	221x117	271x096	241	5.0 08
MDI L6	200 2000	86	105	M16	221x196	271x176	241	3.5 11
MDI J6	110 1200	83	105	M16	221x196	271x176	241	3.5 11
MDI K6	800 3400	69	80	M16	189x164	241x146	211	5.0 10
MDI P6	2000 5500	96	105	M16	221x196	271x176	241	5.0 08
RBD K4	400 1700	69	80	M12	196x126	241x101	211	5.0 10
RDD K6	800 3400	69	80	M16	196x171	241x146	211	5.0 10
RBD P5	500 1800	89	98	M12	246x131	291x106	261	5.0 10
RDD P5	1000 3600	89	98	M16	246x222	291x222	261	5.0 10
RFD P5	1500 5400	89	98	M20	246x311	291x286	261	5.0 10
RBD P3	1000 2800	100	108	M16	226x121	271x096	241	5.0 09
RDD P4	2000 5500	99	108	M16	226x201	271x176	241	5.0 08
RFD P4	2400 8200	99	108	M16	227x282	291x256	261	5.0 08
RHD P4	3000 11000	99	108	M20	282x282	326x256	296	5.0 08
RID P6	3000 12400	99	108	M20	282x282	326x256	296	5.0 08
RLD P8	7500 16500	108	117	M20	281x386	326x361	296	5.0 08
RPD P10	7500 22000	108	117	M20	386x386	441x361	411	5.0 08
RFD K4	1200 5100	73	84	M16	196x236	241x211	211	5.0 08
RJD P12	4000 13800	108	117	M20	281x386	326x361	296	5.0 08

Note : HI - Free Height, HO - Height under load.

Company : _____

Contact Person : _____









Designation : _____

Phone : _____

Fax : _____

E-mail : _____

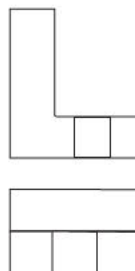
Questionnaire


-  Type of Machine :
-  Machine Manufacturer :
-  Static Weight of the Machine :
-  RPM/No. Of Strokes :
-  No. of Foundation Holes :
-  Hole Diameter in mm. :
-  Hole Length :
-  Type of Machine Base :

a) Lip Type

b) Window Type

c) If other, specify




-  Type of base where machine is to be installed :
 - a) Suspended Floor (First or Second Floor)
 - b) Ground Floor
 - c) Base Frame
 - d) Machine Bed
 - e) (Please Specify).....
- Active or Passive Vibration Damping required.

Dynemech


VIBRATION TECHNOLOGY

APPLICATIONS :



Dynemech

VIBRATION TECHNOLOGY



APPLICATIONS :

- ★ Power Presses, Stamping Machines
- ★ Plastic Injection Moulding Machines
- ★ Precision Machine Tools (Turning Centers, Machining Centers, Grinding Machines)
- ★ Measuring and Testing Machines/Equipments (Surface Plates, Hardness Testers)
- ★ CNC Turning / Machining Centres
- ★ Punching, Stamping & Shearing Machines
- ★ Centrifugal Pumps and Fans
- ★ Tool Room Machines
- ★ Printing and Packaging Machines
- ★ Food and Pharmaceutical Machines
- ★ Pressure Die Casting Machines
- ★ Generators, Compressors
- ★ Textile Machines
- ★ Forging Hammers
- ★ CMM and EDM Machines

Manufactured by: **DYNEMECH SYSTEMS PVT. LTD.**
 101, Priya Appts., Opp. North-Ex Mall, Rohini, Sector-14, Delhi-110 085 (India)
Phone : 9810760131, 9911145131, 9212258131, 011-27347982, 27347991
E-mail : sales@dynemech.com
Website : www.vibrationmountsindia.com • www.dynemech.com